

DATA SHEET

P66/56

P cores and accessories

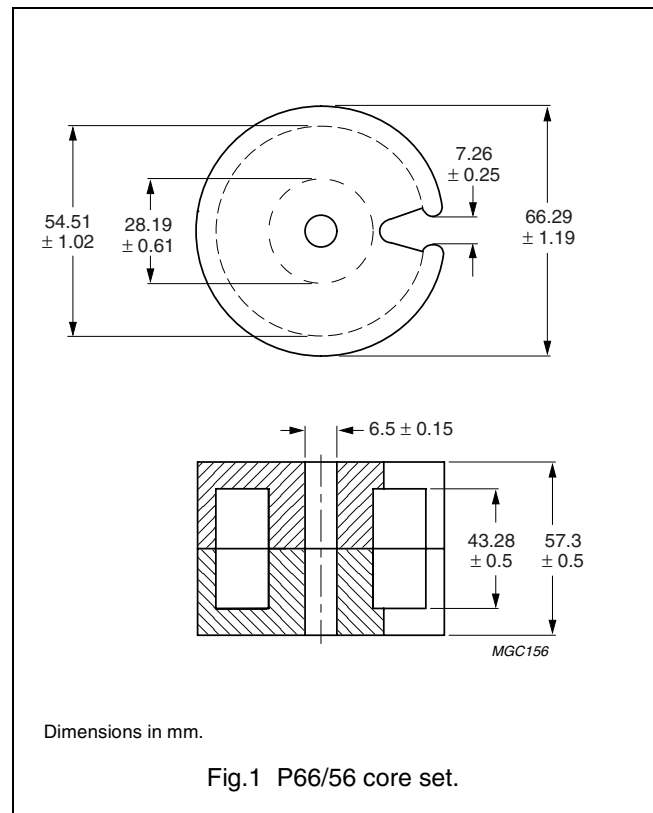
Supersedes data of September 2004

2008 Sep 01

CORE SETS

Effective core parameters

SYMBOL	PARAMETER	VALUE	UNIT
$\Sigma(l/A)$	core factor (C1)	0.172	mm ⁻¹
V_e	effective volume	88200	mm ³
l_e	effective length	123	mm
A_e	effective area	717	mm ²
A_{min}	minimum area	591	mm ²
m	mass of set	≈ 550	g



Core sets for general purpose transformers and power applications

Clamping force for A_L measurements, 1000 ±300 N.

GRADE	A_L (nH)	μ_e	AIR GAP (μ m)	TYPE NUMBER
3C81	18200 ±25%	≈ 2490	≈ 0	P66/56-3C81
3C91 des	18200 ±25%	≈ 2490	≈ 0	P66/56-3C91
3F3	12350 ±25%	≈ 1690	≈ 0	P66/56-3F3

Properties of core sets under power conditions

GRADE	B (mT) at	CORE LOSS (W) at			
	H = 250 A/m; f = 25 kHz; T = 100 °C	f = 25 kHz; B = 200 mT; T = 100 °C	f = 100 kHz; B = 100 mT; T = 100 °C	f = 100 kHz; B = 200 mT; T = 100 °C	f = 400 kHz; B = 50 mT; T = 100 °C
3C81	≥320	≤ 25	–	–	–
3C91	≥315	–	≤ 4.7 ⁽¹⁾	≤ 33 ⁽¹⁾	–
3F3	≥315	–	≤ 10	–	≤ 20

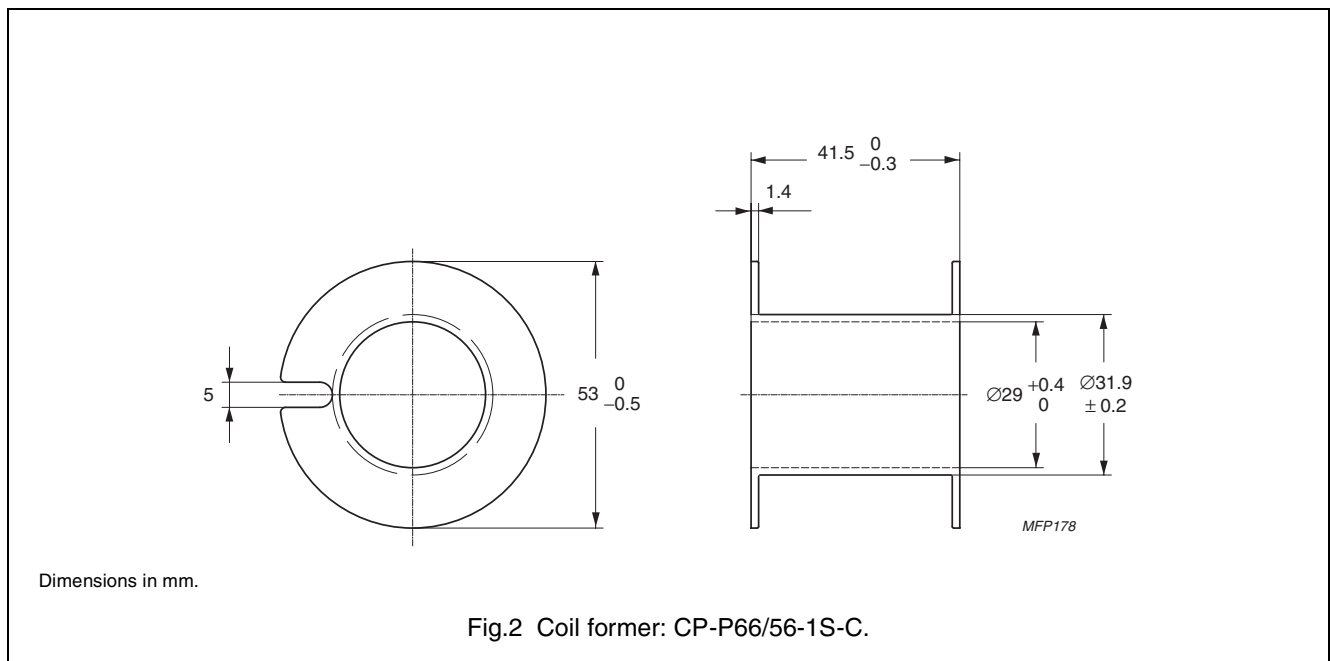
Note

1. Measured at 60 °C.

COIL FORMERS

General data CP-P66/56 coil former

PARAMETER	SPECIFICATION
Coil former material	phenolformaldehyde (PF), glass reinforced, flame retardant in accordance with "UL 94V-0"; UL file number E59481
Maximum operating temperature	180 °C, "IEC 60085", class H



Winding data for CP-P66/56 coil former

NUMBER OF SECTIONS	WINDING AREA (mm ²)	MINIMUM WINDING WIDTH (mm)	AVERAGE LENGTH OF TURN (mm)	TYPE NUMBER
1	400	38.4	130	CP-P66/56-1S-C




DATA SHEET STATUS DEFINITIONS

DATA SHEET STATUS	PRODUCT STATUS	DEFINITIONS
Preliminary specification	Development	This data sheet contains preliminary data. Ferroxcube reserves the right to make changes at any time without notice in order to improve design and supply the best possible product.
Product specification	Production	This data sheet contains final specifications. Ferroxcube reserves the right to make changes at any time without notice in order to improve design and supply the best possible product.

DISCLAIMER

Life support applications — These products are not designed for use in life support appliances, devices, or systems where malfunction of these products can reasonably be expected to result in personal injury. Ferroxcube customers using or selling these products for use in such applications do so at their own risk and agree to fully indemnify Ferroxcube for any damages resulting from such application.

PRODUCT STATUS DEFINITIONS

STATUS	INDICATION	DEFINITION
Prototype		These are products that have been made as development samples for the purposes of technical evaluation only. The data for these types is provisional and is subject to change.
Design-in		These products are recommended for new designs.
Preferred		These products are recommended for use in current designs and are available via our sales channels.
Support		These products are not recommended for new designs and may not be available through all of our sales channels. Customers are advised to check for availability.