



SMD 1206 LED SERIES

OF-SMD3216W WHITE



ATTENTION
OBSERVE PRECAUTIONS
FOR HANDLING
ELECTROSTATIC
DISCHARGE
SENSITIVE
DEVICES



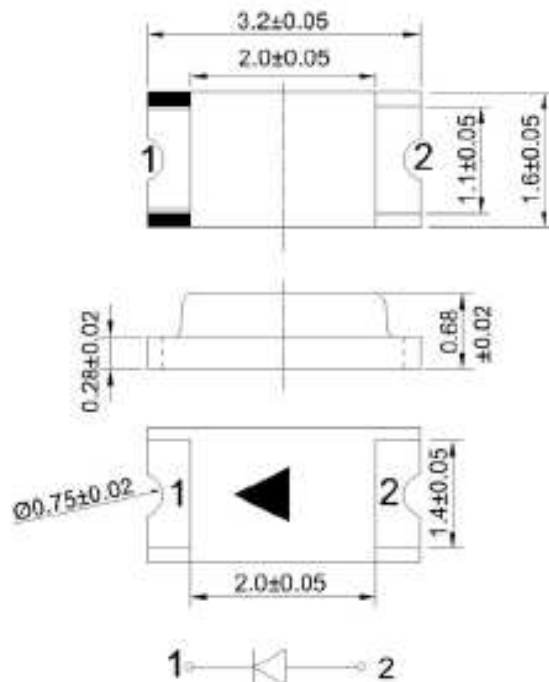
Description

The White source color devices are made with Gallium Arsenide Phosphide on Gallium Phosphide Green Lithe Emitting Diode.

Features

- 3.2mmx1.6mm SMT LED, 0.68mm THICKNESS.
- LOW POWER CONSUMPTION.
- WIDE VIEWING ANGLE.
- IDEAL FOR BACKLIGHT AND INDICATOR.
- VARIOUS COLORS AND LENS TYPES AVAILABLE.
- PACKAGE: 3000PCS / REEL.

Package Dimensions



Notes:

1. All dimension units are millimeters.
2. All dimension tolerance is ± 0.2 mm unless otherwise noted.
3. An epoxy meniscus may extend about 1.5 mm down the leads.



SMD 1206 LED SERIES

Selection Guide

Part. No	Dice	Lens Type	Iv(mcd) @20mA		Viewing Angle
			Min.	Typ.	2 θ 1/2
OF-SMD1206W	WHITE(InGaN)	Yellow Diffused	460	700	120°

Note:

1. θ 1/2 is the angle from optical centerline where the luminous intensity is 1/2 the optical centerline value.

Electrical / Optical Characteristics at TA=25°C

Parameter	Symbol	Device	Condition	Min	Typ	Unit
Forward Voltage DC	VF	white	IF=20mA	3.0	3.2	V
Reverse Current	IR	white	VR=5V	586	5	uA
Chromacity Coordinates	x	white			0.29	
	y	white			0.30	
Capacitance	IF(rec)	white	VF=0V; f=1MHz		100	pF

Absolute Maximum Ratings at TA=25°C

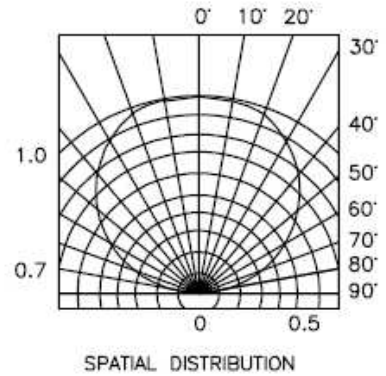
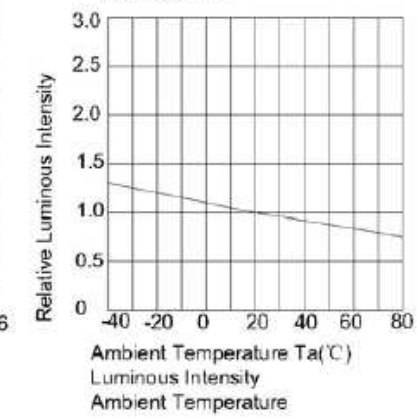
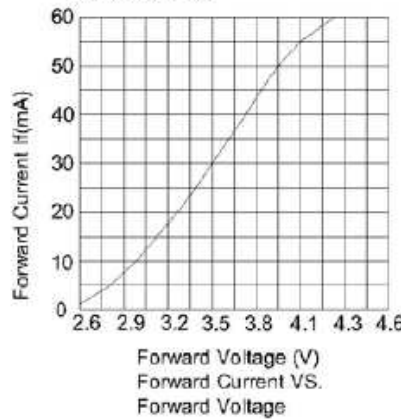
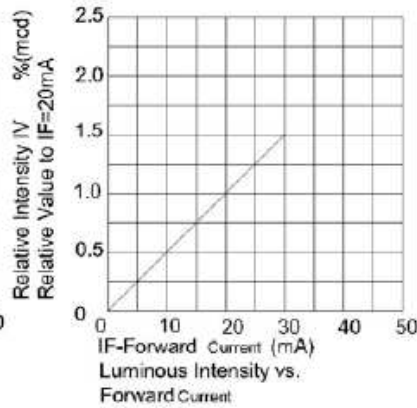
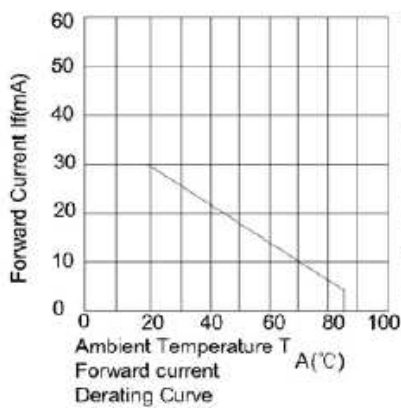
Parameter	White	Units
Power Dissipation	114	mW
DC Forward Current	130	mA
Peak Forward Current	150	mA
Reverse Voltage	5	V
Operating/Storage Temperature	-40°C to +85°C	

Note:

1. 1/10 Duty Cycle, 0.1ms Pulse Width.



SMD 1206 LED SERIES



Chromacity coordiantes

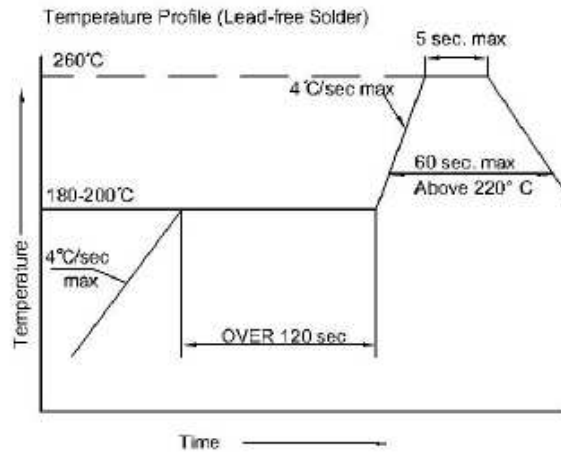
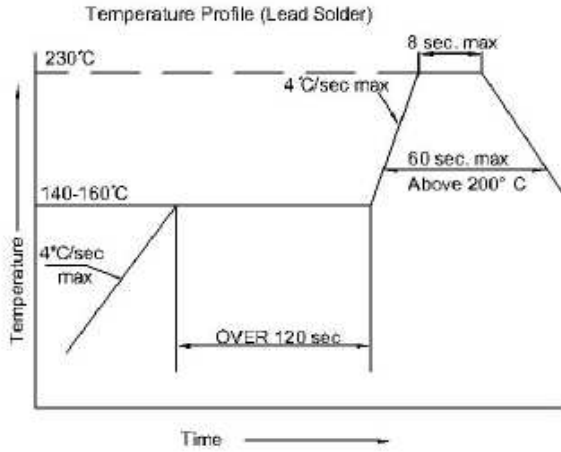
G☒ X:0.24 Y:0.22	X	0.205	0.235	0.270	0.240	C☒ X:0.35 Y:0.36	X	0.305	0.350	0.380	0.345
	Y	0.190	0.250	0.235	0.175		Y	0.360	0.395	0.365	0.330
F☒ X:0.265 Y:0.26	X	0.235	0.260	0.295	0.270	B☒ X:0.38 Y:0.38	X	0.350	0.390	0.410	0.380
	Y	0.250	0.290	0.270	0.235		Y	0.395	0.410	0.380	0.365
E☒ X:0.285 Y:0.30	X	0.260	0.280	0.315	0.295	A☒ X:0.41 Y:0.40	X	0.390	0.440	0.440	0.410
	Y	0.290	0.325	0.300	0.270		Y	0.410	0.425	0.395	0.380
D☒ X:0.31 Y:0.33	X	0.280	0.305	0.345	0.315	Tolerance for each Bin limit is ± 0.15 .					
	Y	0.325	0.360	0.330	0.300						

SMT Reflow Soldering Instructions

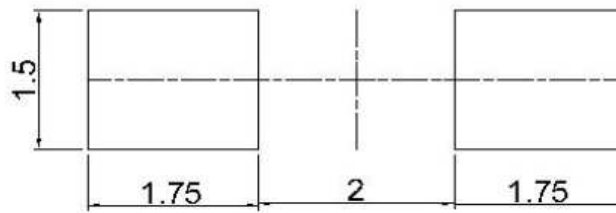
Number of reflow process shall be less than 2 times and cooling process to normal temperature is required between first end second soldering process.



SMD 1206 LED SERIES



Recommended Soldering Pattern
(Units : mm)



Tape Specifications
(Units : mm)

