



**Zakład Mechaniki i Elektroniki
ZAMEL sp.j.**
J.W. Dzida, K. Łodzińska



ul. Zielona 27, 43-200 Pszczyna, Poland
Tel. +48 (32) 210 46 65, Fax +48 (32) 210 80 04
www.zamelcet.com, e-mail: marketing@zamel.pl

DESCRIPTION

The MOM-01 control module is used in control and signalling systems. The device is made as a monostable module. The module relay state is being indicated by means of a LED placed on a front panel. A LED built in a button indicates the MOM-01 power supply presence.

FEATURES

- Applicable in control and signalling systems,
- Monostable version,
- Voltage LED indicator built in a button,
- Large LED for relay (load) state signalling, three colour versions: red, green, yellow,
- Relay voltage output, NO / NC,
- Monomodular casing,
- Mounted on TH 35 rail.

TECHNICAL DATA

MOM-01	
Input (supply) terminals:	L, N
Input rated voltage:	230 V~
Input voltage tolerance:	-15 ÷ +10 %
Nominal frequency:	50 / 60 Hz
Rated current for 10/20/30 versions:	22,6 mA / 32 mA / 32 mA
Load supply indicator:	LED
Relay contacts parameters:	16 A NO/NC 4000 VA AC1
Numer of terminal clamps:	5
Section of connecting cables:	0,2 ÷ 2,50 mm ²
Ambitne temperature range:	-20 ÷ +45 °C
Operating position:	freely
Mounting:	rail TH35 (EN 60715)
Protection degree:	IP20 (EN 60529)
Protective class:	II
Overvoltage category:	II
Pollution degree:	2
Dimensions:	monomodular 90x17,5x66 mm
Weight:	0,071 kg
Reference standards:	PN-EN 60669-1; PN-EN 60669-2-1 PN-EN 61000-4-2,3,4,5,6,11

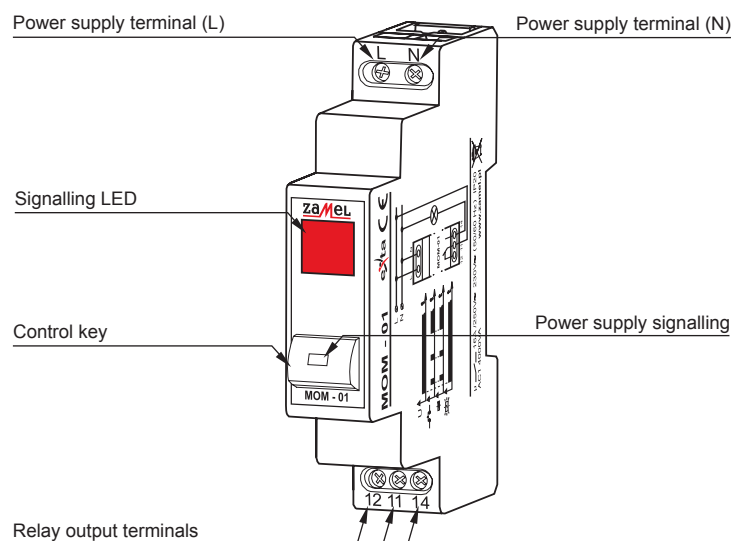


The device is designed for single-phase installation and must be installed in accordance with standards valid in a particular country. The device should be connected according to the details included in this operating manual. Installation, connection and control should be carried out by a qualified electrician staff, who act in accordance with the service manual and the device functions. Disassembling of the device is equal with a loss of guarantee and can cause electric shock. Before installation make sure the connection cables are not under voltage. The cruciform head screwdriver 3,5 mm should be used to instal the device. Improper transport, storage, and use of the device influence its wrong functioning. It is not advisable to instal the device in the following cases: if any device part is missing or the device is damaged or deformed. In case of improper functioning of the device contact the producer.



The symbol means selective collecting of electrical and electronic equipment. It is forbidden to put the used equipment together with other waste.

APPERANCE

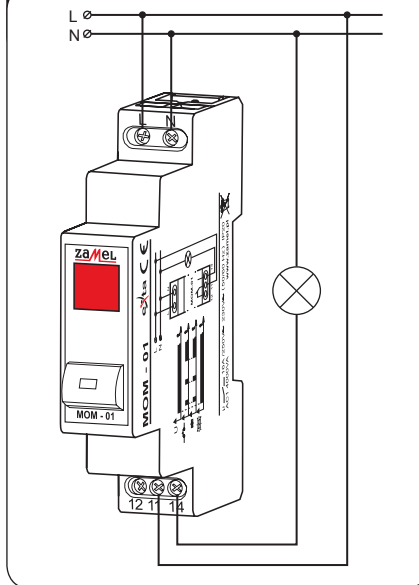


MOUNTING, FUNCTIONING

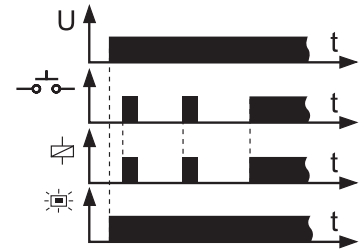
1. Disconnect the electric network by means of an appropriate cut-off, current-limiting circuit-breaker or separator.
2. Check if there is no any voltage between power leads by means of an appropriate gauge.
3. Mount the MOM-01 module on TH 35 rail.
4. Connect the system leads according to the electrical diagram.
5. Connect power supply circuit.

Urządzenie po poprawnym zamontowaniu i podłączeniu jest gotowe do pracy. Obecność napięcia zasilającego na zaciskach układu powoduje świecenie diody LED w przycisku sterującym. Wciśnięcie i przytrzymanie przycisku spowoduje włączenie przełącznika (zwarne styki 11-14) oraz zaświecenie dużej diody LED. Zwolnienie przycisku spowoduje wyłączenie przełącznika (zwarne styki 11-12) oraz zgaszenie dużej diody LED.

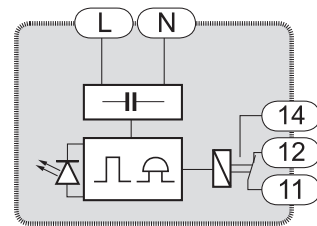
CONNECTING



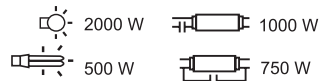
TIME COURSES



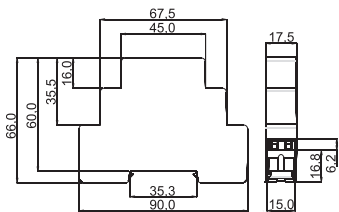
INNER DIAGRAM



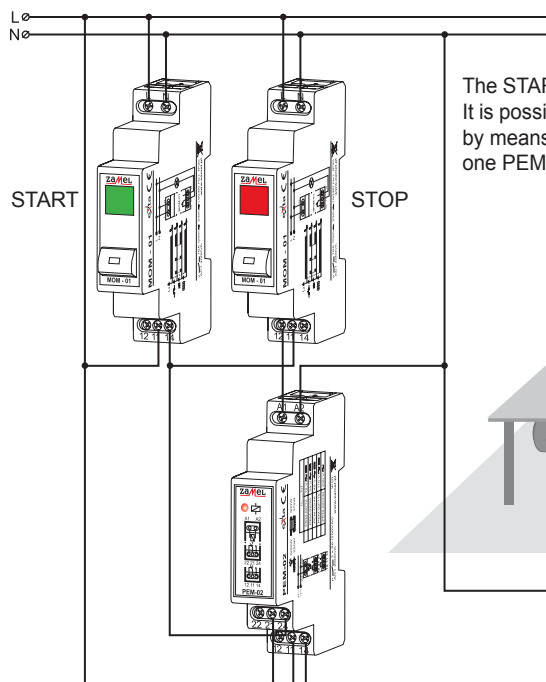
RELAY CAPACITY



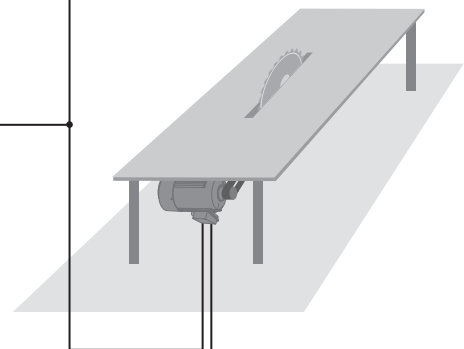
DIMENSIONS



APPLICATION



The START / STOP motor control circuit. It is possible to switch ON / OFF a motor by means of two MOM-01 modules and one PEM-02 module.



PRODUCT FAMILY

The MOM-01 control module is a member of the MOM product family.

MOM-xx-xx

Colour version:
10 - red LED
20 - green LED
30 - yellow LED

Device version:
01 - monostable
02 - bistable

Device type

WARRANTY CARD

There is 24 months guarantee on the product

1. ZMIE ZAMEL SP. J. assures 24 months guarantee for the product.
2. The manufacturer's guarantee does not cover any of the following actions:
 - a) mechanical damage during transport, loading / unloading or under other circumstances,
 - b) damage caused by incorrect product mounting or misuse,
 - c) damage caused by unauthorised modifications made by the PURCHASER or any third parties to the product or any other devices needed for the product functioning,
 - d) damage caused by Act of God or any other incidents independent of the manufacturer.
3. The PURCHASER shall lay any claims in writing to the dealer or ZMIE ZAMEL SP. J.
4. ZMIE ZAMEL SP. J. is liable for processing any claim according to current Polish legislation.
5. ZMIE ZAMEL SP. J. shall process the claim at its own discretion: product repair, replacement or money return.
6. The manufacturer's guarantee is valid in the Republic of Poland.
7. The PURCHASER's statutory rights in any applicable legislation whether against the retailer arising from the purchase contract or otherwise are not affected by this warranty.

Salesman stamp and signature, date of sale