



**Zakład Mechaniki i Elektroniki
ZAMEL sp.j.**
J.W. Dzida, K. Łodzińska

ul. Zielona 27, 43-200 Pszczyna, Poland
Tel. +48 (32) 210 46 65, Fax +48 (32) 210 80 04
www.zamel.pl, e-mail: marketing@zamel.pl

zamel

DESCRIPTION

The staircase lighting time delay switch ASM-10 is used to control lighting devices on staircases and corridors. After releasing the system it switches on the lighting with fluent brightening. The lighting is switched on by t_2 time and followed by fluent blanking. The system is equipped with intelligent anti blocking function where you can preset the lighting blanking level in cases the pushbutton is blocked.

FEATURES

- ☞ Intelligent lighting control,
- ☞ lighting time adjustment,
- ☞ switch on time adjustment,
- ☞ blanking time adjustment,
- ☞ lighting level adjustment in cases the pushbutton is blocked,
- ☞ input rated indicator,
- ☞ doublemodule casing,
- ☞ TH-35 DIN rail installation.

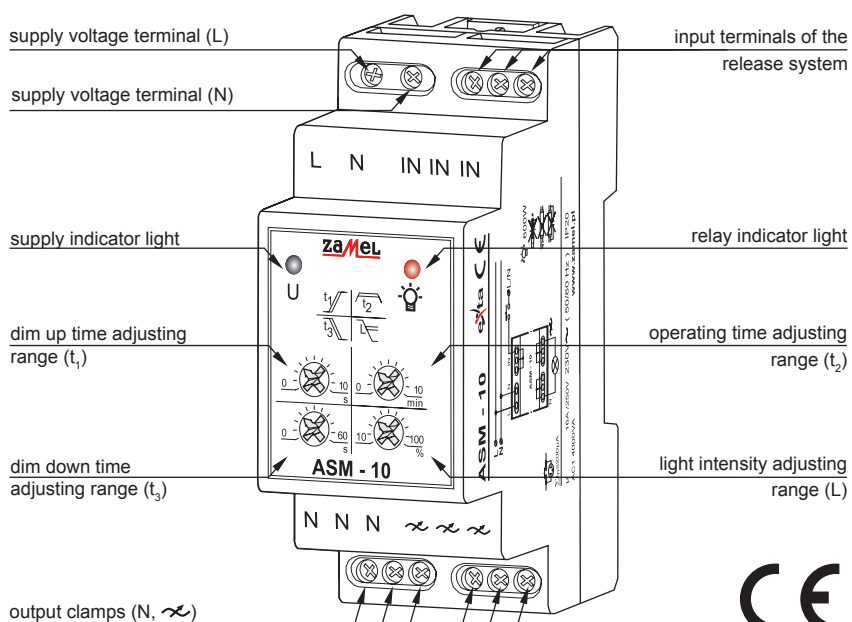


The device is designed for one-phase installation and must be installed in accordance with standards valid in a particular country. The device should be connected according to the details included in this operating manual. Installation, connection and control should be carried out by a qualified electrician staff, who act in accordance with the service manual and the device functions. Disassembling of the device is equal with a loss of guarantee and can cause electric shock. Before installation make sure the connection cables are not under voltage. The cruciform head screwdriver 3,5 mm should be used to install the device. Improper transport, storage, and use of the device influence its wrong functioning. It is not advisable to instal the device in the following cases: if any device part is missing or the device is damaged or deformed. In case of improper functioning of the device contact the producer.

TECHNICAL PARAMETERS

ASM - 10	
Supply cables:	L (black), N (blue)
Variable voltage supply:	230 V~
Supply voltage tolerance:	from -15 to +10 %
Nominal frequency:	50 / 60 Hz
Variable power consumption:	41 mA
Power supply indicator:	LED green
Dim up time setting (t_1):	from 0 to 10 s (rotary potentiometer)
Operating time setting (t_2):	from 0 to 10 min (rotary potentiometer)
Dim down time setting (t_3):	from 0 to 60 s (rotary potentiometer)
Lighting level adjustment when blocking is switched on (L):	10 ÷ 100 %
Receiver power supply indicator:	dioda LED red
Charging power:	30 ÷ 600 W
Controlling element:	triac 600 VA (clamps N, \sim)
Number of switch cables:	11
Diameter of connecting cables:	from 0,2 to 2,50 mm ²
Operating temperature:	from -20 to +45 °C
Operating position:	freely
Assembly:	rail TH35 (PN-EN 60715)
Protection level of casing:	IP20 (PN-EN 60529)
Protection level:	II
Over voltage category:	II
Pollution:	2
Electric strength:	1 kV (PN-EN 61000-4-5)
Dimensions (height / width / depth):	doublemodule (35 mm) 90x35x66 mm
Weight:	130 g
Compatible with standards:	PN-EN 60669-1; PN-EN 60669-2-1 PN-EN 61000-4-2,3,4,5,6,11

APPEARANCE

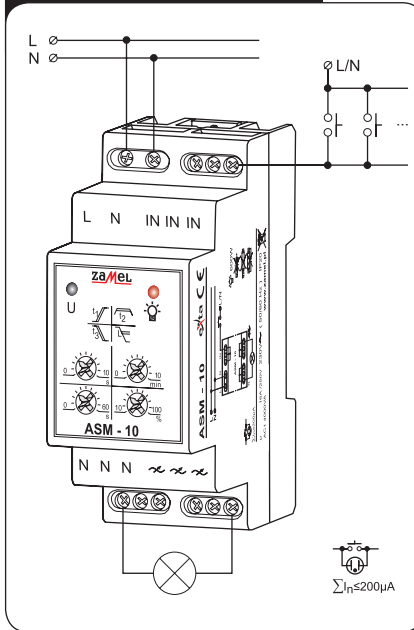


MOUNTING, FUNCTIONING

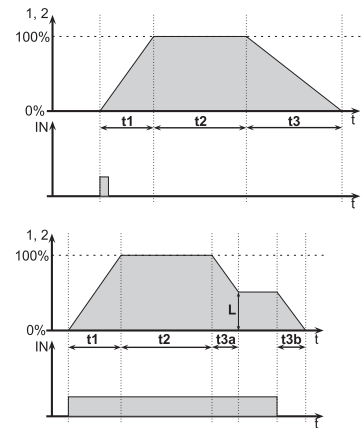
1. Switch off the phase fuse, on which the installation is made,
2. **Check the phase cable if there is no voltage,**
3. Install device ASM-10 in distribution board on a rail TH-35,
4. Combine cables with clamps in accordance with installing scheme,
5. Switch on the voltage,
6. Use the potentiometer to adjust the time T_{in} , T_{out} , T_{on} as well as light intensity.

The system, after switching on, turns on flexibly the light. The time in which the device is operating, can be fluently adjusted by means of potentiometer T_{in} , in the range of 0 to 10 seconds. Next the system sustains the lighting as long as it was adjusted by the potentiometer T_{on} , in the range of 0 - 10 minutes. Finally, the system turns off the light in time T_{out} adjusted by the potentiometer in range of 0 – 60 seconds. The lighting is turned off totally, after passing of that time. The release of the system during realization of switching off function causes the system turns on again. By the use of potentiometer "L", it is possible to estimate the level of lighting when the switch is blocked (anti-block function). That level can be adjusted in range of 10% to 100% - max. power of the electric bulb.


CONNECTING



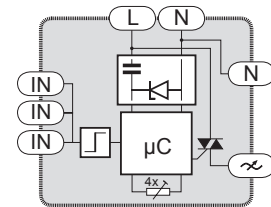
TIME COURSE



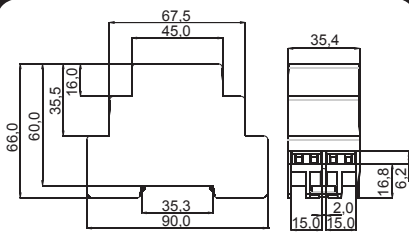
RELAY CAPACITY



INNER DIAGRAM



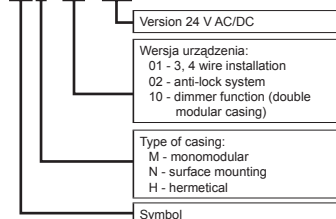
DIMENSIONS



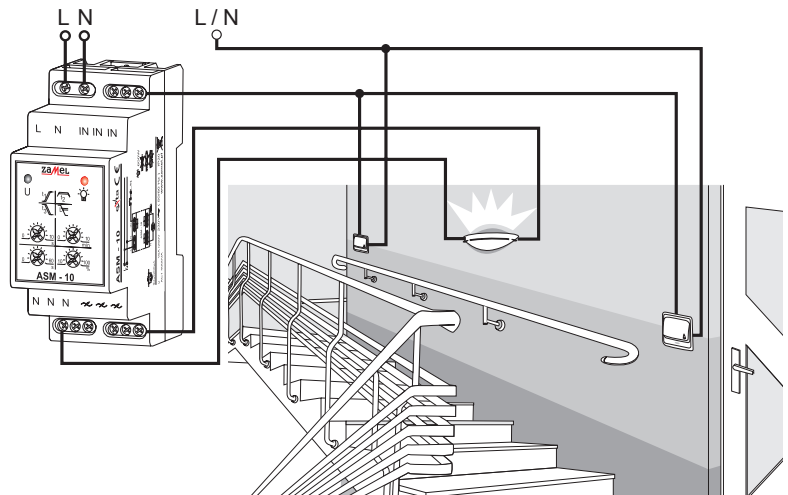
PRODUCT FAMILY

The stairs automat ASM-10 belongs to family of staircase automats ASx.

ASx - xx (I/24V)



EXAMPLE OF INSTALLATION



Typical application:

Staircase automat with a dimmer that works with 4 wire system controls the lighting on the staircases. Pushes (illuminated) can be connected parallelly.

GUARANTEE CARD

There is 24 months guarantee on the product

Salesman stamp and signature, date of sale

1. ZAMEL provides a two-year warranty for its products.
2. The ZAMEL warranty does not cover:
 - a) mechanical defects resulting from transport, loading / unloading or other circumstances,
 - b) defects resulting from incorrect installation or operation of ZAMEL products,
 - c) defects resulting from any changes made by CUSTOMERS or third parties, to products sold or equipment necessary for the correct operation of products sold,
 - d) defects resulting from force majeure or other aleatory events for which ZAMEL is not liable.
3. All complaints in relation to the warranty must be provided by the CUSTOMER in writing to the retailer after discovering a defect.
4. ZAMEL will review complaints in accordance with existing regulations.
5. The way a complaint is settled, e.g. replacement of the product, repair or refund, is left to the discretion of ZAMEL.