


















PVC Bus cable | CFBUS.PVC









- for medium load requirements
- PVC outer jacket
- shielded
- oil-resistant
- flame-retardant

-  **Conductor** Stranded conductor in especially bending-resistant version consisting of bare copper wires (following EN 60228).
-  **Core insulation** According to bus specification.
-  **Core stranding** According to bus specification.
-  **Core identification** According to bus specification
▶ Schedule delivery program
-  **Overall shield** Bending-resistant braiding made of tinned copper wires. Coverage approx. 55% linear, approx. 80% optical.
-  **Outer jacket** Low-adhesion, oil-resistant mixture on the basis of PVC, adapted to suit the requirements in energy chains® (following DIN VDE 0281 Part 13).
Colour: Red lilac (similar to RAL 4001)
-  **Bending radius** **moved** minimum 12,5 x d
fixed minimum 7,5 x d
-  **Temperature** **moved** +5 °C to +70 °C for use in energy chains® with > 50.000 cycles
-5 °C to +70 °C following DIN EN 60811, part 1-4 chapter 8.2
fixed -20 °C to +70 °C
-  **v max. unsupported/gliding** 3 m/s, 2 m/s
-  **a max.** 30 m/s²
-  **Travel distance** Freely suspended travel distances and up to 20 m for gliding applications, Class 2
-  **UV-resistant** Medium
-  **Nominal voltage** 50 V
-  **Testing voltage** 500 V
-  **Oil** Oil-resistant (following DIN EN 50363-4-1), Class 2.
-  **Flame-retardant** According to IEC 60332-1-2, CEI 20-35, FT1, VW-1
-  **Silicon-free** Free from silicon which can affect paint adhesion (following PV 3.10.7 – status 1992).

 eplan download, configurator ▶ www.igus.eu/CFBUSPVC

1030 types from stock no cutting costs ...
(for up to 10 cuts of the same type)

Class 4.2.2 (4 medium load requirements 2 travel distance up to 20 m 2 oil-resistant)

-  **UL/CSA** Style 1598 and 2571, 30 V, 80 °C
-  **NFPA** Following NFPA 79-2012 chapter 12.9
-  **CEI** Following CEI 20-35
-  **CE** Following 2006/95/EG
-  **Lead free** Following 2011/65/EC (RoHS-II)
-  **Clean room** According to ISO Class 1. Outer jacket material complies with CF240.02.24, tested by IPA according to standard 14644-1
-  **CTP** Certified according to N° C-DE.PB49.V.00396
-  **EAC** Certified according to N° TC RU C-DE.ME77.B.00963

New! Guaranteed lifetime for this series according to the "chainflex® guarantee club" conditions ▶ Page 22-25

Double strokes*				5 million			7,5 million		10 million	
Temperature, from/to [°C]	v max. unsupported	v max. gliding	a max. [m/s²]	Travel distance [m]	R min. [factor x d]	R min. [factor x d]	R min. [factor x d]	R min. [factor x d]	R min. [factor x d]	R min. [factor x d]
-5 / +5					15	16	17			
+5 / +60	3	2	30	≤ 20	12,5	13,5	14,5			
+60 / +70					15	16	17			

* higher number of double strokes possible

Typical application area

- for medium load requirements
- light oil influence
- preferably indoor applications, but also outdoor ones at temperatures > 5 °C
- freely suspended travel distances and up to 20 m for gliding applications
- Bus connection cable for storage and retrieval units for high-bay warehouses, machining units/machine tools, handling, indoor cranes

... no minimum order quantity ...

igus® GmbH Cologne | Tel. +49(0)2203/9649-800 Fax -222 | info@igus.de | www.chainflex.eu






Image exemplary.

Delivery program Part No.	Number of cores and conductor nominal cross section [mm ²]	External diameter max. [mm]	Copper index [kg/km]	Weight [kg/km]	Delivery program Part No.	Characteristic wave impedance approx. [Ω]	Core group	Colour code
Profibus					Profibus			
CFBUS.PVC.001	(2x0,25)C	8,5	27	77	CFBUS.PVC.001	150	(2x0,25)C	red, green
CAN-Bus					CAN-Bus			
CFBUS.PVC.021	(2x0,5)C	8,5	33	87	CFBUS.PVC.021	120	(2x0,5)C	white, brown
CFBUS.PVC.022 ⁽²⁾	(4x0,5)C	8,5	46	97	CFBUS.PVC.022 ⁽²⁾	120	(4x0,5)C	white, green, brown, yellow (star-quad stranding)
Ethernet/CAT5/GigE					Ethernet/CAT5/GigE			
CFBUS.PVC.040 ⁽²⁾	(4x0,25)C	6,5	30	69	CFBUS.PVC.040 ⁽²⁾	100	(4x0,25)C	white, green, brown, yellow (star-quad stranding)
CFBUS.PVC.045	(4x(2x0,15))C	7,5	35	69	CFBUS.PVC.045	100	(4x(2x0,15))C	white-blue/blue, white-orange/orange, white-green/green, white-brown/brown
Ethernet/CAT6_A					Ethernet/CAT6_A			
CFBUS.PVC.050	4x(2x0,20)C	9,5	69	124	CFBUS.PVC.050	100	4x(2x0,20)C	white/blue, white/orange, white/green, white/brown
FireWire IEEE 1394b					FireWire IEEE 1394b			
CFBUS.PVC.056	(2x(2x0,15)C+2x0,38)C	9,0	62	99	CFBUS.PVC.056	100	(2x(2x0,15)C 2x0,38	orange/blue, blue/red black, white
Profinet					Profinet			
CFBUS.PVC.060 ^(2/16)	(4x0,38)C	7,0	35	69	CFBUS.PVC.060 ^(2/16)	100	(4x0,38)C	white, orange, blue, yellow (star-quad stranding)
USB 3.0					USB 3.0			
CFBUS.PVC.068	(2x(2xAWG28)+2x(2xAWG28)C)C	7,0	41	69	CFBUS.PVC.068	90	2x(2xAWG28) 2x(2xAWG28)C	red/black, green/white-green blue/yellow, red/fioletowy

The chainflex® types marked with (2) are cables designed as a star-quad.
(16) Colour outer jacket: Yellow green (similar to RAL 6018)
Note: The mentioned external diameters are maximum values and may tend toward lower tolerance limits.
G = with green-yellow earth core x = without earth core

 **Order example: CFBUS.PVC.001 – in your desired length (0,5 m steps)**
CFBUS.PVC chainflex® series .001 Code BUS-type

 **prices** price list online
www.chainflex.eu/CFBUSPVC

 **delivery time** despatched in
24 hours or today

 eplan download, configurator ► www.igus.eu/CFBUSPVC

1030 types from stock no cutting costs ...
(for up to 10 cuts of the same type)

... no minimum order quantity ...
igus® GmbH Cologne | Tel. +49(0)2203/9649-800 Fax -222 | info@igus.de | www.chainflex.eu

