

REVISIONS				
SYM	ZONE	ECN, ERN NO.	DATE	APPRD.
H		P/N ADDED FOR LUBRICANT OPTION	2006/10/23	J.S.
J		UPDATED	APR26/07	J.S.
K		UPDATED MATERIAL FOR HOUSING	MAY28/07	J.S.

THIS IS A CAD DRAWING. DO NOT MANUALLY REVISE MATERIAL NOTES:

PLASTIC HOUSING:
HIGH TEMPERATURE LCP
FLAMMABILITY RATING UL94V-0.

CONTACTS:
PHOSPHOR BRONZE

PLATING OPTION 1: (U75 ONLY)
30μ" [0.76 μm] MIN. GOLD ON MATING AREA AND 150-300 μ" (3.81-7.62 μm) MIN. TIN/LEAD (90/10) PLATING ON TERMINATION OVER 50μ" [1.27 μm] MIN. NICKEL UNDER LAYER.

PLATING OPTION 2: (RoHS FOR UE75 ONLY)
30μ" [0.76 μm] MIN. GOLD ON MATING AREA AND 2 μ" (0.05 μm) GOLD FLASH PLATING ON TERMINATION OVER 50μ" [1.27 μm] MIN. NICKEL UNDER LAYER.

PLATING OPTION 3: (RoHS FOR UE75 ONLY)
30μ" [0.76 μm] MIN. GOLD ON MATING AREA AND 150-300 μ" (3.81-7.62 μm) MIN. LOW WHISKER MATTE TIN PLATING ON TERMINATION OVER 50μ" [1.27 μm] MIN. NICKEL UNDER LAYER.

PLATING OPTION 4: (FOR U75 ONLY)
15μ" [0.38 μm] MIN. GOLD ON MATING AREA AND 150-300 μ" (3.81-7.62 μm) MIN. TIN/LEAD (90/10) PLATING ON TERMINATION OVER 50μ" [1.27 μm] MIN. NICKEL UNDER LAYER.

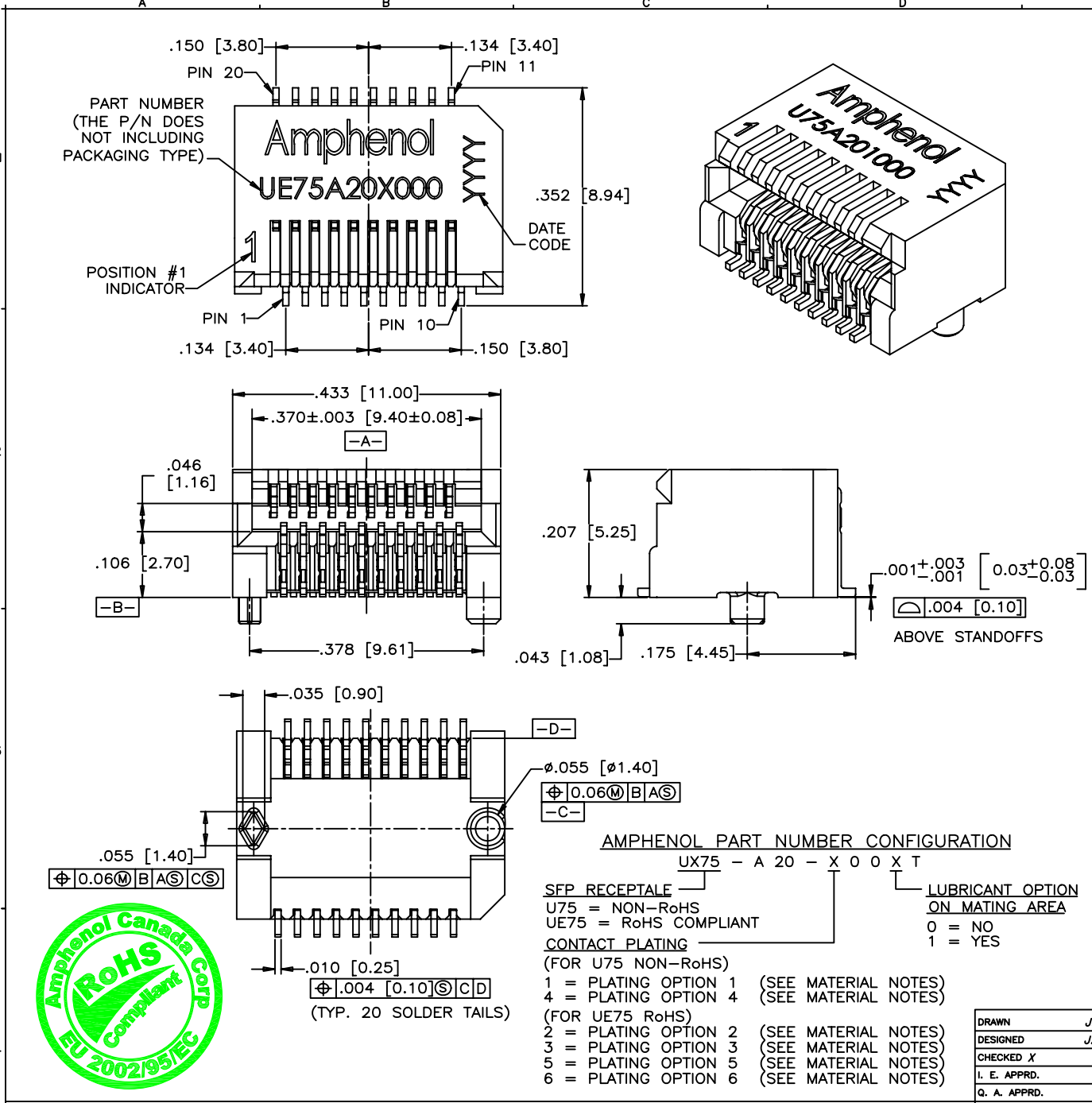
PLATING OPTION 5: (RoHS FOR UE75 ONLY)
15μ" [0.38 μm] MIN. GOLD ON MATING AREA AND 2 μ" (0.05 μm) GOLD FLASH PLATING ON TERMINATION OVER 50μ" [1.27 μm] MIN. NICKEL UNDER LAYER.

PLATING OPTION 6: (RoHS FOR UE75 ONLY)
15μ" [0.38 μm] MIN. GOLD ON MATING AREA AND 150-300 μ" (3.81-7.62 μm) MIN. LOW WHISKER MATTE TIN PLATING ON TERMINATION OVER 50μ" [1.27 μm] MIN. NICKEL UNDER LAYER.

LUBRICANT OPTION: LUBRICANT CAN BE ADDED ON THE CONTACTS MATING AREA (SEE P/N FOR THE OPTION)

PACKAGING:
TAPE AND REEL.

TEMPERATURE RANGE:
-40°C TO +85°C



AMPHENOL PART NUMBER CONFIGURATION

UX75 - A 20 - X 0 0 X T

- SFP RECEPTACLE
- U75 = NON-RoHS
- UE75 = RoHS COMPLIANT
- CONTACT PLATING
- (FOR U75 NON-RoHS)
 - 1 = PLATING OPTION 1 (SEE MATERIAL NOTES)
 - 4 = PLATING OPTION 4 (SEE MATERIAL NOTES)
- (FOR UE75 RoHS)
 - 2 = PLATING OPTION 2 (SEE MATERIAL NOTES)
 - 3 = PLATING OPTION 3 (SEE MATERIAL NOTES)
 - 5 = PLATING OPTION 5 (SEE MATERIAL NOTES)
 - 6 = PLATING OPTION 6 (SEE MATERIAL NOTES)
- LUBRICANT OPTION ON MATING AREA
 - 0 = NO
 - 1 = YES



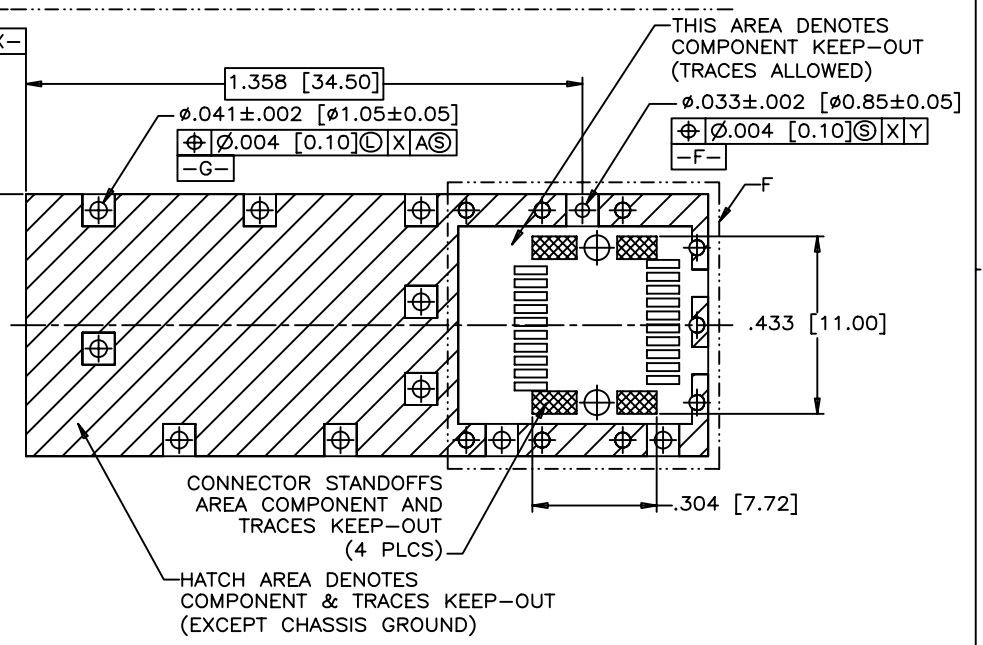
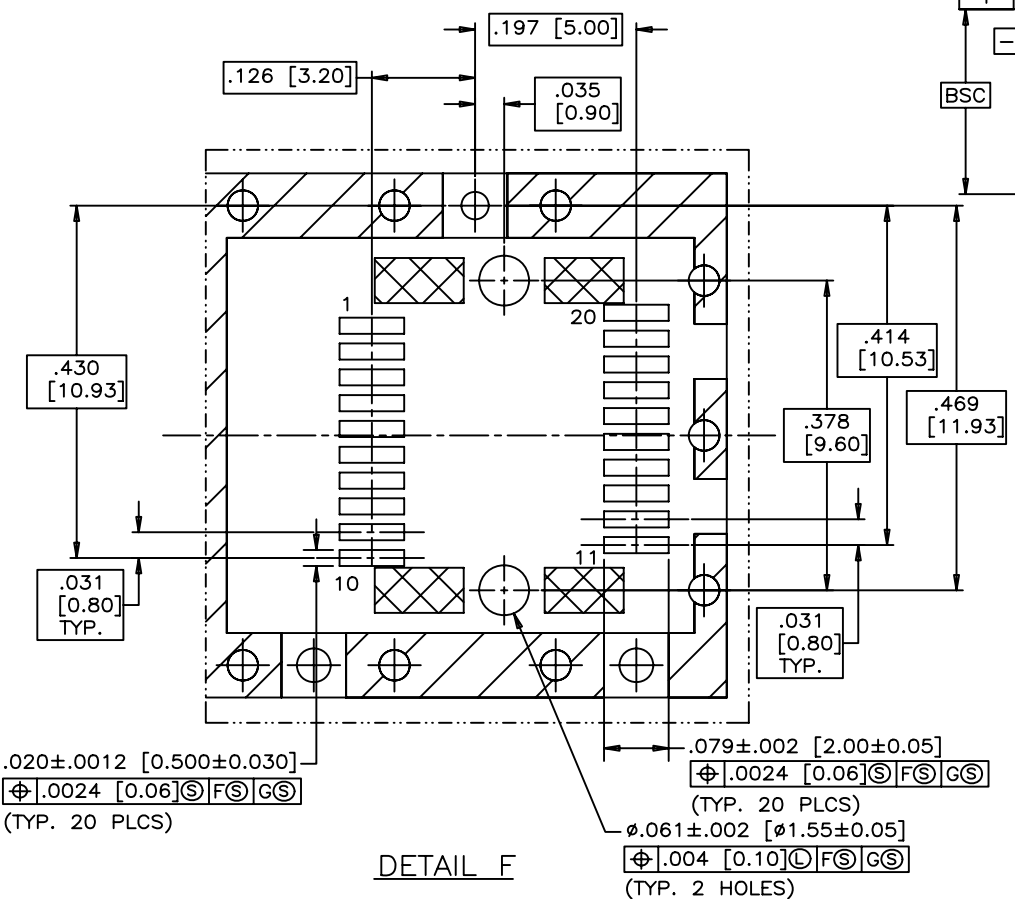
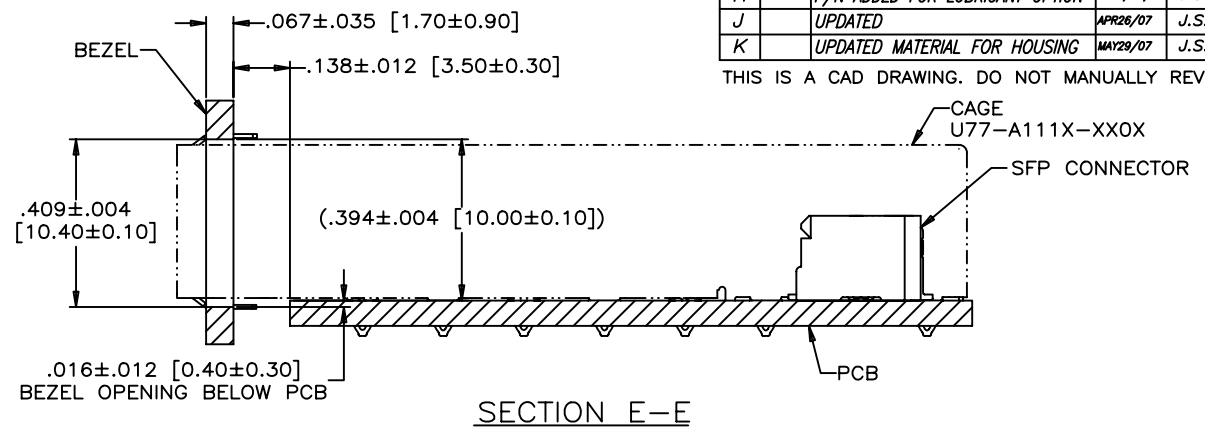
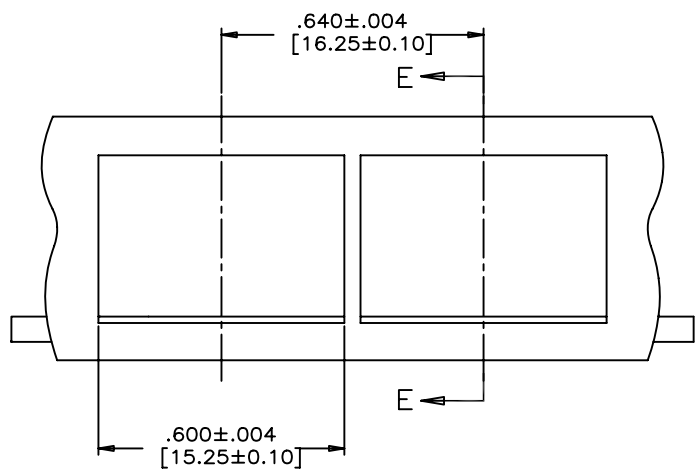
THIS DOCUMENT CONTAINS PROPRIETARY INFORMATION AND SUCH INFORMATION MAY NOT BE DISCLOSED TO OTHERS FOR ANY PURPOSE OR USED FOR MANUFACTURING PURPOSES WITHOUT WRITTEN PERMISSION FROM AMPHENOL CANADA CORP.

DRAWN	J.SI	DATE	2005/03/08
DESIGNED	J.SI	DATE	2005/03/08
CHECKED	X		
I. E. APPRD.			
Q. A. APPRD.			
DWG. APPRD.			
ENG. REL. NO.			
REF.	X		
DIMENSIONS ARE IN	INCHES [mm]	CODE ID. NO.	03554

Amphenol Canada Corp.			
TITLE	SFP 20 POSITION HIGH SPEED CONNECTOR RECEPTACLE FIXED BOARD, RIGHT ANGLE SMT OPTIONAL PLATING AND LUBRICANT ON MATING		
DWG	DRAWING NO.	REV.	
A	P-UX75-A20-X00XX	K	
SCALE	4/1	WT.	
SURF.		SHEET	1 OF 3

REVISIONS				
SYM	ZONE	ECN, ERN NO.	DATE	APPRD.
H		P/N ADDED FOR LUBRICANT OPTION	2006/10/23	J.S.
J		UPDATED	APR26/07	J.S.
K		UPDATED MATERIAL FOR HOUSING	MAY29/07	J.S.

THIS IS A CAD DRAWING. DO NOT MANUALLY REVISE.



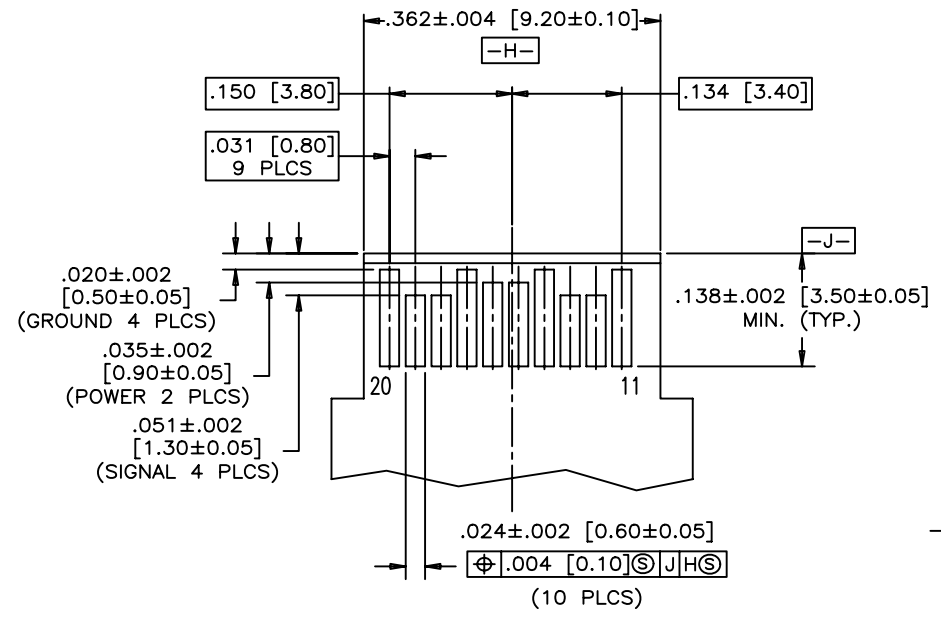
DRAWN	J.SI	DATE	2005/03/08
DESIGNED	J.SI	DATE	2005/03/08
CHECKED	X		
DWG. APPRD.			
ENG. REL. NO.			
REF.	X		
DIMENSIONS ARE IN	CODE ID. NO.		
INCHES (mm)	03554		

Amphenol Canada Corp.		
TITLE		
SFP 20 POSITION HIGH SPEED CONNECTOR RECEPTACLE FIXED BOARD, RIGHT ANGLE SMT OPTIONAL PLATING AND LUBRICANT ON MATING		
DWG	DRAWING NO.	REV.
A	P-UX75-A20-X00XX	K
SCALE	2/1	WT. _____ SURF. _____ SHEET 2 OF 3

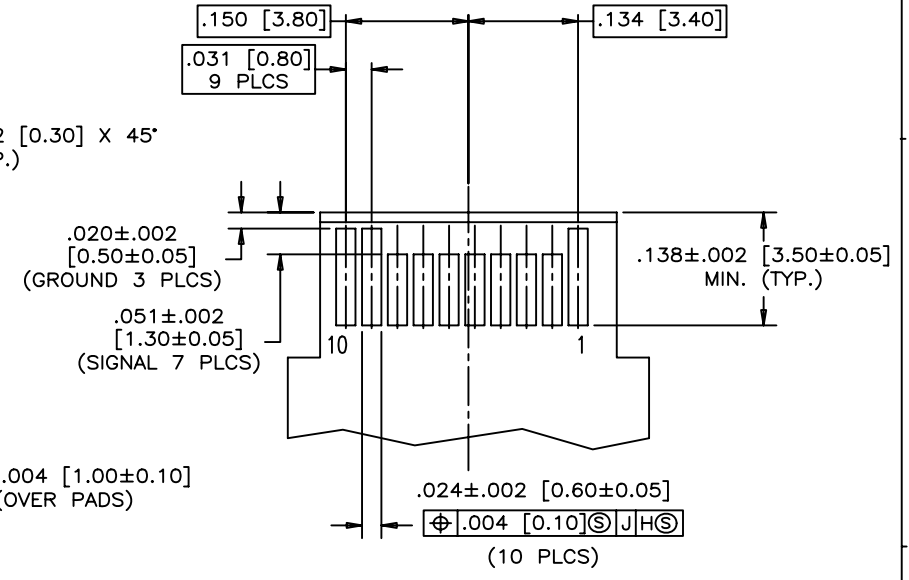
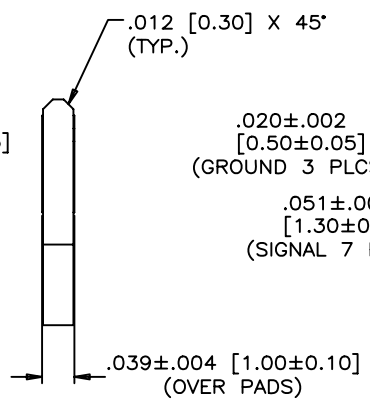
THIS DOCUMENT CONTAINS PROPRIETARY INFORMATION AND SUCH INFORMATION MAY NOT BE DISCLOSED TO OTHERS FOR ANY PURPOSE OR USED FOR MANUFACTURING PURPOSES WITHOUT WRITTEN PERMISSION FROM AMPHENOL CANADA CORP.

REVISIONS				
SYM	ZONE	ECN, ERN NO.	DATE	APPRD.
H		P/N ADDED FOR LUBRICANT OPTION	2006/10/23	J.S.
J		UPDATED	APR26/07	J.S.
K		UPDATED MATERIAL FOR HOUSING	MAY29/07	J.S.

THIS IS A CAD DRAWING. DO NOT MANUALLY REVISE.



TOP VIEW OF BOARD



BOTTOM VIEW OF BOARD

RECOMMENDED LAYOUT DETAIL
MATING TRANSCEIVER PCB

THIS DOCUMENT CONTAINS PROPRIETARY INFORMATION AND SUCH INFORMATION MAY NOT BE DISCLOSED TO OTHERS FOR ANY PURPOSE OR USED FOR MANUFACTURING PURPOSES WITHOUT WRITTEN PERMISSION FROM AMPHENOL CANADA CORP.

DRAWN	J.SI	DATE	2005/03/08
DESIGNED	J.SI	DATE	2005/03/08
CHECKED	X		
DWG. APPRD.			
ENG. REL. NO.			
REF.	X		
DIMENSIONS ARE IN	INCHES (mm)	CODE ID. NO.	03554

Amphenol Canada Corp.		
TITLE		
SFP 20 POSITION HIGH SPEED CONNECTOR RECEPTACLE FIXED BOARD, RIGHT ANGLE SMT OPTIONAL PLATING AND LUBRICANT ON MATING		
DWG	DRAWING NO.	REV.
A	P-UX75-A20-X00XX	K
SCALE	4:1	WT. _____ SURF. _____ SHEET 3 OF 3