



SEMIPACK[®] 2

Rectifier Diode Modules

SKKD 212

Features


- Heat transfer through aluminium oxide ceramic isolated metal baseplate
- Hard soldered joints for high reliability

Typical Applications*

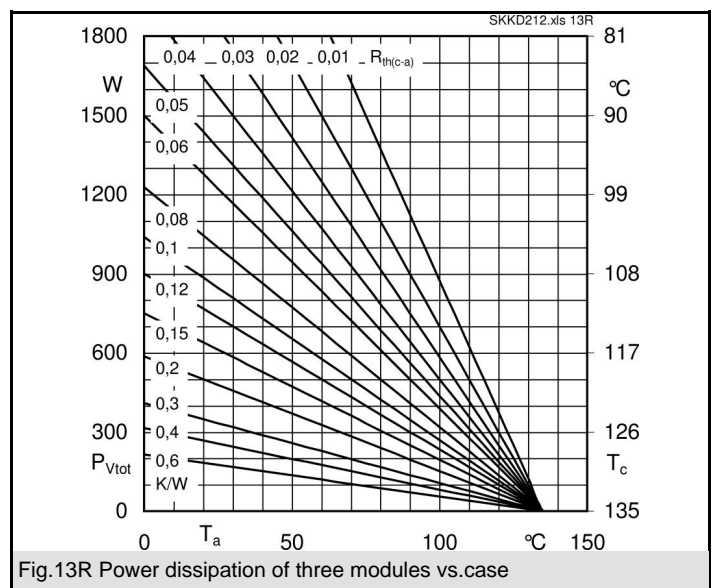
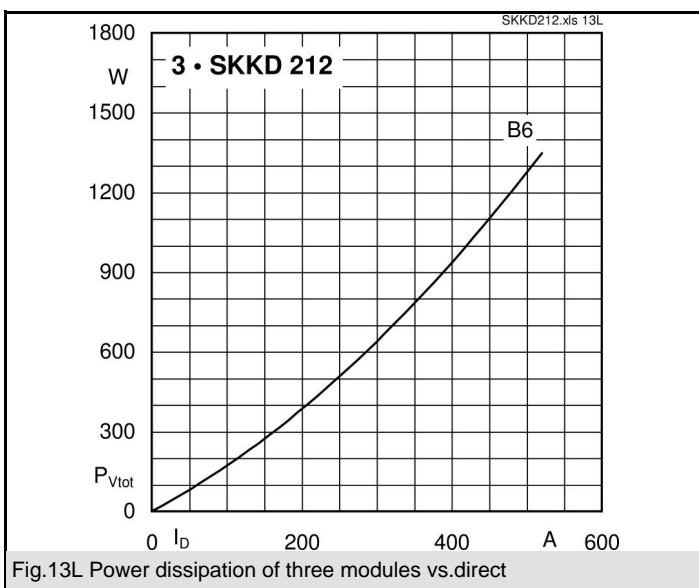
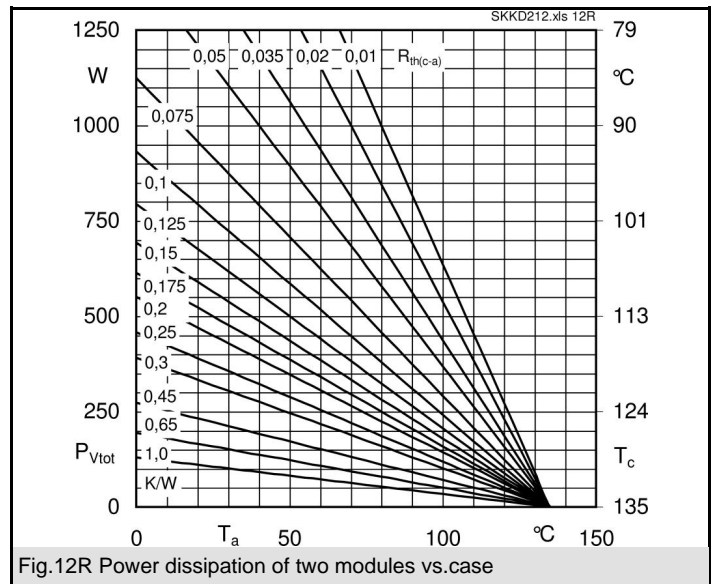
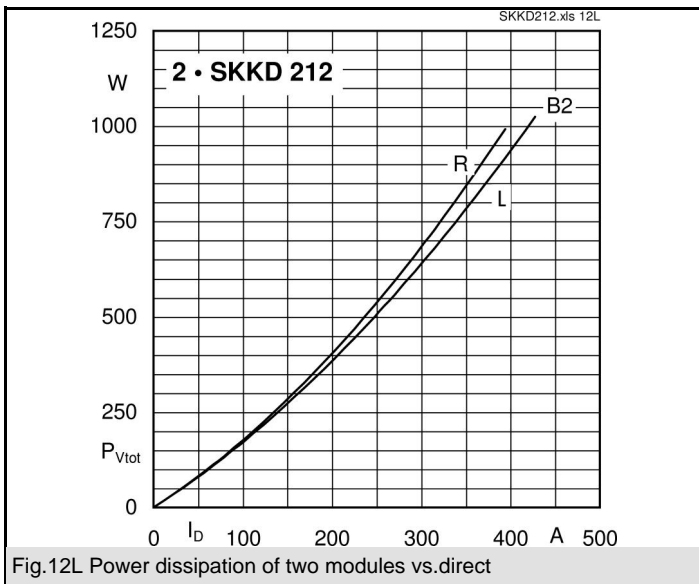
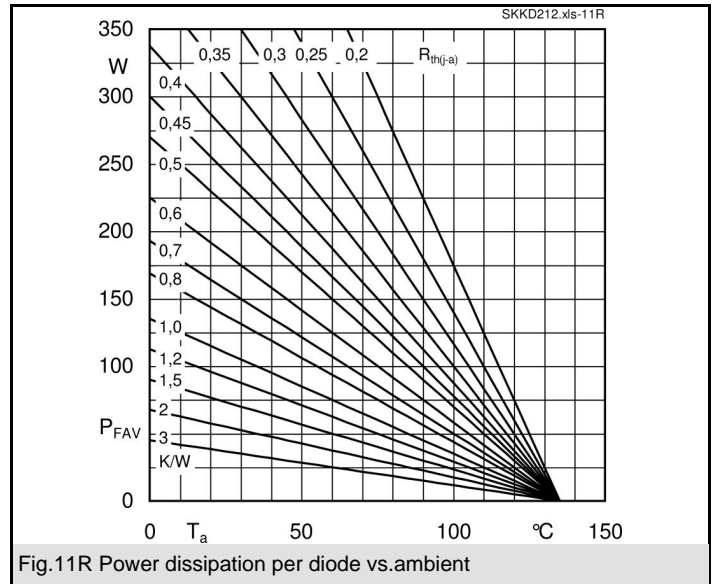
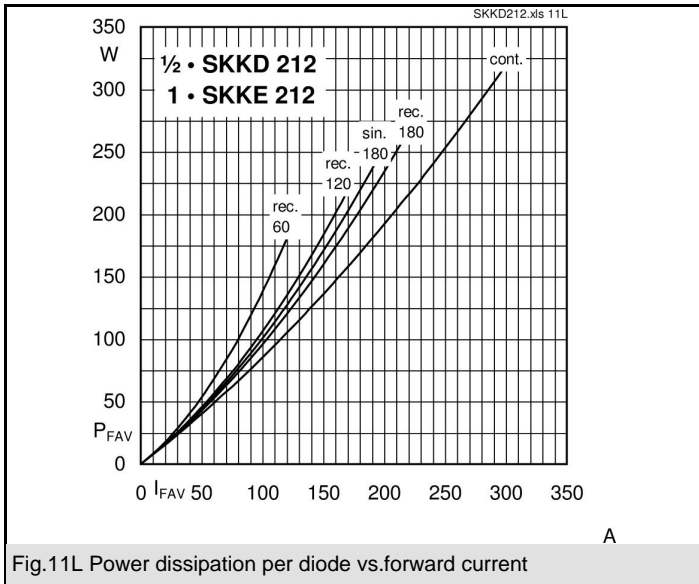
- Non-controllable rectifiers for AC/AC converters
- Line rectifiers for transistorized AC motor controllers
- Field supply for DC motors

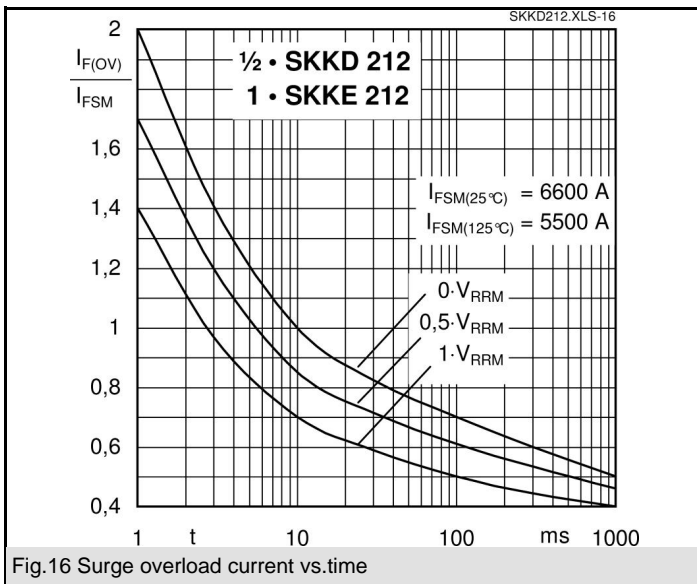
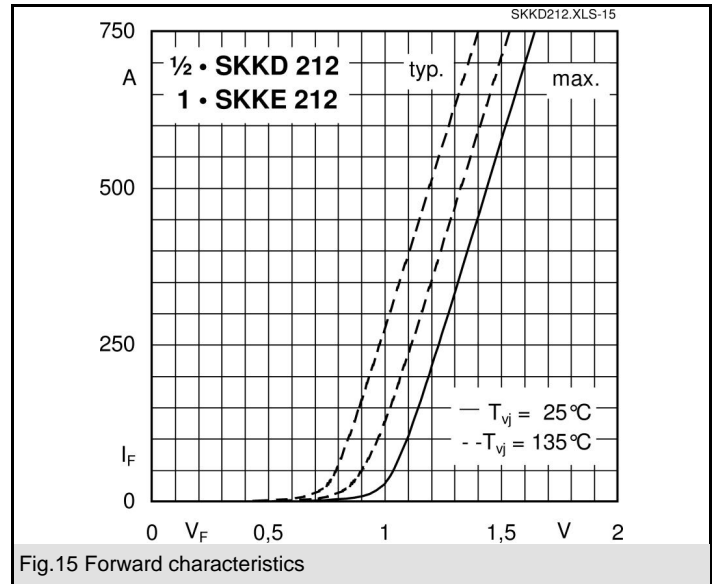
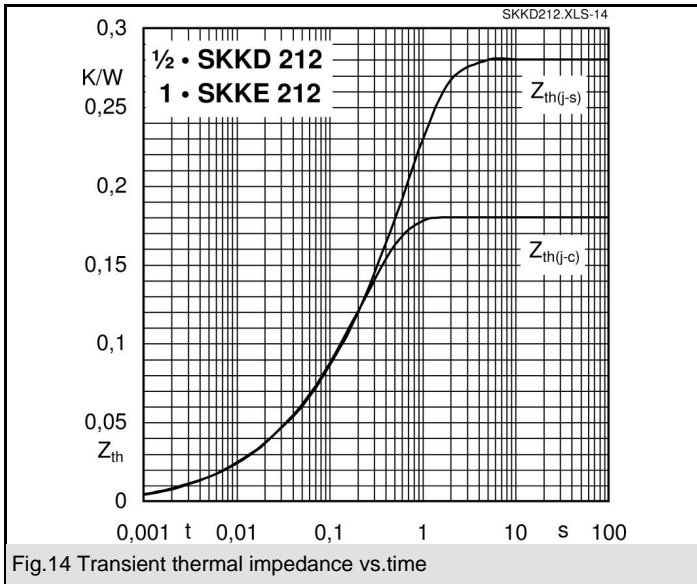
V_{RSM} V	V_{RRM} V	$I_{FRMS} = 340$ A (maximum value for continuous operation) $I_{FAV} = 212$ A (sin. 180; $T_c = 85$ °C)		
1300	1200	SKKD 212/12		
1700	1600	SKKD 212/16		
1900	1800	SKKD 212/18		

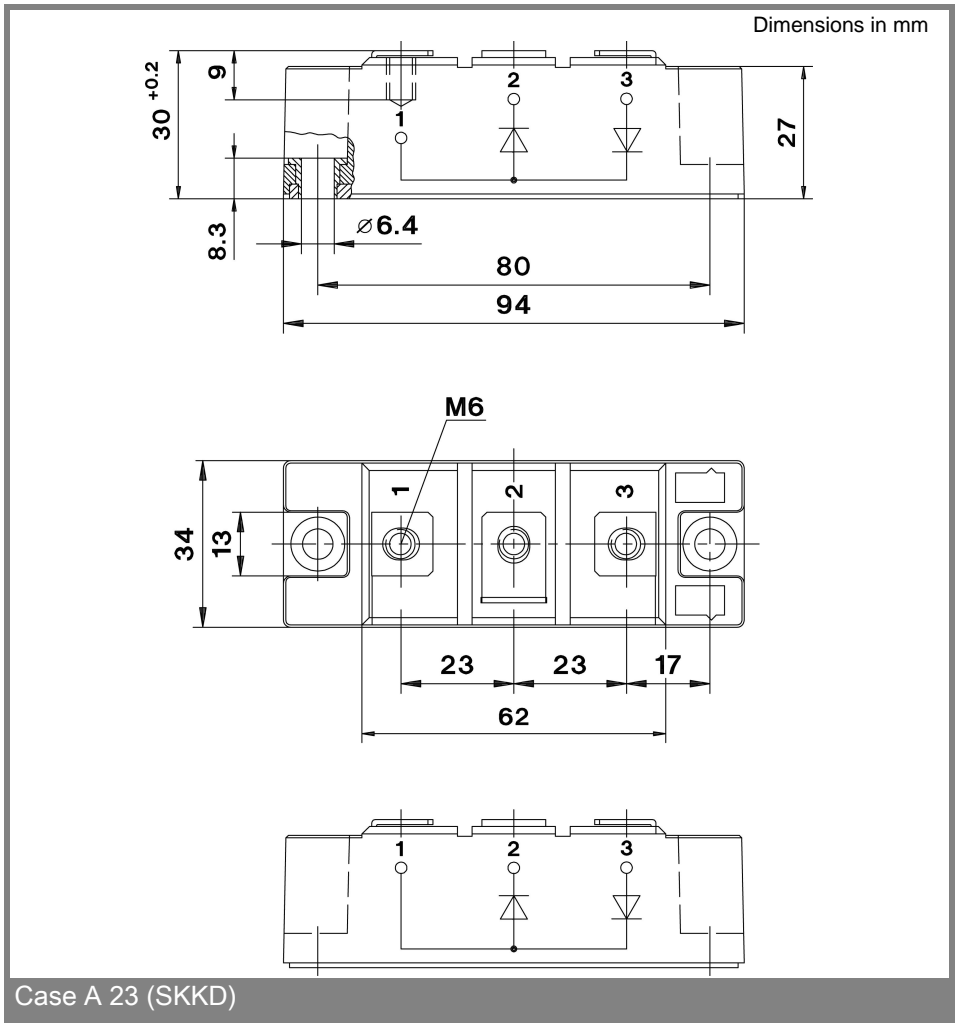
Symbol	Conditions	Values	Units
I_{FAV}	sin. 180; $T_c = 85$ (100) °C	212 (165)	A
I_{FSM}	$T_{vj} = 25$ °C; 10 ms	6600	A
	$T_{vj} = 125$ °C; 10 ms	5500	A
i^2t	$T_{vj} = 25$ °C; 8,3 ... 10 ms	217800	A ² s
	$T_{vj} = 125$ °C; 8,3 ... 10 ms	151250	A ² s
V_F	$T_{vj} = 25$ °C; $I_F = 500$ A	max. 1,4	V
$V_{(TO)}$	$T_{vj} = 135$ °C	max. 0,75	V
r_T	$T_{vj} = 135$ °C	max. 1,05	mΩ
I_{RD}	$T_{vj} = 135$ °C; $V_{RD} = V_{RRM}$	max. 9	mA
$R_{th(j-c)}$	per diode / per module	0,18 / 0,09	K/W
$R_{th(c-s)}$	per diode / per module	0,1 / 0,05	K/W
T_{vj}		- 40 ... + 135	°C
T_{stg}		- 40 ... + 135	°C
V_{isol}	a. c. 50 Hz; r.m.s.; 1 s / 1 min.	3600 / 3000	V~
M_s	to heatsink	5 ± 15 %	Nm
M_t	to terminals	5 ± 15 %	Nm
a		5 * 9,81	m/s ²
m	approx.	165	g
Case	SKKD	A 23	



SKKD







* The specifications of our components may not be considered as an assurance of component characteristics. Components have to be tested for the respective application. Adjustments may be necessary. The use of SEMIKRON products in life support appliances and systems is subject to prior specification and written approval by SEMIKRON. We therefore strongly recommend prior consultation of our personal.