

**D-SERIES**  
**PWR276024L**

**Weidmüller Interface GmbH & Co. KG**  
 Klingenbergstraße 16  
 D-32758 Detmold  
 Germany  
 Fon: +49 5231 14-0  
 Fax: +49 5231 14-292083  
 www.weidmueller.com



Relay from the D-SERIES PWR.

- 1 or 2 NO contact(s)
- Dual contact with series connected contacts
- Max. load current 1 NO: 30 A / 2 NO: 25 A
- Wide range of coil voltages
- Suitable for mounting directly on DIN rail
- With integrated status display

**General ordering data**

Type	PWR276024L
Order No.	<a href="#">1219550000</a>
Version	D-SERIES, Relays, No. of contacts: 2, NO contact, AgNi, Rated control voltage: 24 V DC, Continuous current: 25 A
GTIN (EAN)	4032248999040
Qty.	10 pc(s).

**D-SERIES  
PWR276024L**

**Weidmüller Interface GmbH & Co. KG**  
 Klingenbergstraße 16  
 D-32758 Detmold  
 Germany  
 Fon: +49 5231 14-0  
 Fax: +49 5231 14-292083  
 www.weidmueller.com

**Technical data**
**Dimensions and weights**

Width	50.5 mm	Height	34 mm
Depth	55 mm	Net weight	120 g

**Temperatures**

Humidity	35...85 % rel. humidity, no condensation	Operating temperature	-25 °C...+55 °C
Storage temperature	-25 °C...+55 °C		

**Input**

Coil resistance	303 Ω ± 10 %	Rated control voltage	24 V DC
Rated current DC	79.2 mA	Power rating	1.9 W
Pull-inrop-out voltage, typ.	18 V / 3.6 V DC		

**Output**

Rated switching voltage	277 V AC	Max. switching voltage, AC	277 V
Continuous current	25 A	AC switching capacity (resistive), max.	6900 VA @ 277 V
DC switching capacity (resistive), max.	600 W @ 24 V	Switch-on delay	< 30 ms
Switch-off delay	< 30 ms	Min. switching power	12 V / 100 mA

**Contact data**

No. of contacts	2	Contact design	NO contact
Contact material	AgNi	Contact resistance	≤ 50 mΩ

**General data**

Humidity	35...85 % rel. humidity, no condensation
----------	--

**Insulation coordination**

Dielectric strength input – output	2 kV <sub>eff</sub> / 1 min	Dielectric strength, contact contact	4 kV <sub>eff</sub> / 1 min
Rated voltage	250 V	Pollution severity	3
Surge voltage category	III		

**Further details of approvals / standards**

Certificate No. (cURus)	E312083
-------------------------	---------

**Connection data (input)**

Max. rated connection clamping range (control side)	2.5 mm <sup>2</sup>	Max. tightening torque (control side)	1.2 Nm
Min. rated connection clamping range (control side)	0.5 mm <sup>2</sup>	Min. tightening torque (control side)	0.8 Nm
Wire connection method (control side)	Screw connection		



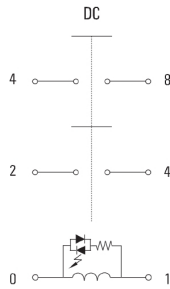
**Data sheet**

**D-SERIES  
PWR276024L**

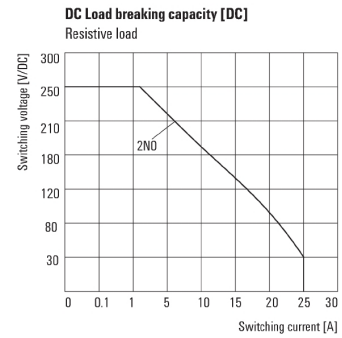
**Weidmüller Interface GmbH & Co. KG**  
 Klingenbergstraße 16  
 D-32758 Detmold  
 Germany  
 Fon: +49 5231 14-0  
 Fax: +49 5231 14-292083  
 www.weidmueller.com

**Drawings**

**Wiring diagram**

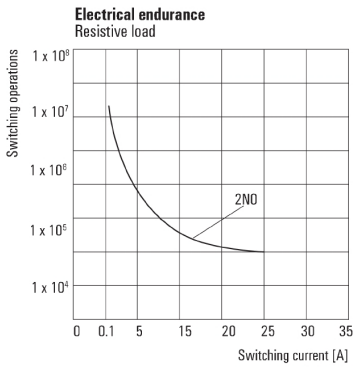


**DC load limit curve**



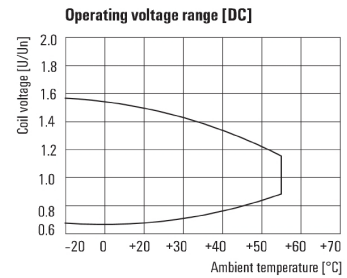
Resistive load

**Electrical service life**

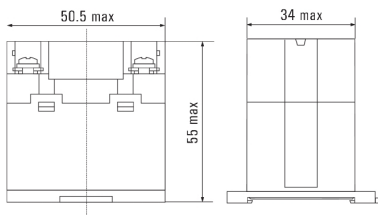


Resistive load

**DC operational voltage range**



**Dimensioned drawing**



**Data sheet**

**D-SERIES**  
**PWR276024L**

**Weidmüller Interface GmbH & Co. KG**  
Klingenbergstraße 16  
D-32758 Detmold  
Germany  
Fon: +49 5231 14-0  
Fax: +49 5231 14-292083  
www.weidmueller.com

**Drawings**

**Type codes**

<b>Type code</b>	PWR				
Type	PWR				
Type of construction and mounting	276 2N.O. contact, DIN-rail mounting				
Coil voltage	006	6 V DC	524	24 V AC	
	012	12 V DC	548	48 V AC	
	024	24 V DC	615	115 V AC	
	048	48 V DC	730	230 V AC	
	110	110 V DC	880	380 V AC	
	220	220 V DC			
LED indicator	L with LED				