


PT 5-HF-12 DC-ST

Order No.: 2838775



Protective plug PT with HF protective circuit for 4 signal wires. Nominal voltage: 12 V DC



Commercial data	
EAN	4017918480646
Pack	10 pcs.
Customs tariff	85363010
Weight/Piece	0.0255 KG
Catalog page information	Page 76 (TT-2007)

Product notes

WEEE/RoHS-compliant since:
05/22/2006



<http://www.download.phoenixcontact.com>
Please note that the data given here has been taken from the online catalog. For comprehensive information and data, please refer to the user documentation. The General Terms and Conditions of Use apply to Internet downloads.

Technical data

General	
Housing material	PA
Inflammability class acc. to UL 94	V0
Color	black
Standards for air and creepage distances	DIN VDE 0110-1
	IEC 60664-1: 1992-10

Surge voltage category	III
Pollution degree	2
Total surge current (8/20) μ s	20 kA
Ambient temperature (operation)	-40 °C ... 85 °C
Mounting type	On base element
Design	DIN rail module, two-section, divisible
Number of positions	5
Degree of protection	IP20
Direction of action	Line-Line & Line-Signal Ground/Shield & optional Signal Ground/ Shield-Earth Ground
Arrester can be tested with CHECKMASTER from software version:	From SW rev. 1.00
Width	17.70 mm
Height	52.00 mm
Length	45.00 mm
Pitch unit	1 Div.
Protective circuit	
IEC category	C1
	C2
	C3
	D1
VDE requirement class	C1
	C2
	C3
	D1
Nominal voltage U_N	12 V DC
Max. operating voltage U_{max}	14 V DC
Arrester rated voltage U_c	14 V DC
	9.8 V AC
Arrester rated voltage U_c (Core-Core)	14 V DC
	9.8 V AC
Arrester rated voltage U_c (Core-Earth)	14 V DC (with PT 2x2-BE)
Nominal current I_N	450 mA (45°C)
Operating effective current I_c at U_c	$\leq 5 \mu$ A
Discharge current to PE at U_c	$\leq 5 \mu$ A (with PT 2x2-BE)
	$\leq 1 \mu$ A (with PT 2x2+F-BE)

Nominal discharge surge current I_n (8/20) μs (Core-Core)	10 kA
Nominal discharge surge current I_n (8/20) μs (Core-Earth)	10 kA
Total surge current (8/20) μs	20 kA
Max. discharge surge current I_{max} (8/20) μs maximum (Core-Core)	10 kA
Max. discharge surge current I_{max} (8/20) μs maximum (Core-Earth)	10 kA
Nominal pulse current I_{an} (10/1000) μs (Core-Core)	67 A
Lightning test current (10/350) μs , peak value I_{imp}	2.5 kA
Output voltage limitation at 1 kV/ μs (Core-Core) spike	≤ 25 V
Output voltage limitation at 1 kV/ μs (Core-Earth) spike	≤ 25 V
	≤ 700 V (with PT 2x2+F-BE)
Output voltage limitation at 1 kV/ μs (Core-Core) static	≤ 25 V
Output voltage limitation at 1 kV/ μs (Core-Earth) static	≤ 25 V
Output voltage limitation at 1 kV/ μs (Core-GND) static	≤ 40 V (with PT 2x2+F-BE)
Residual voltage at I_n , (conductor-conductor)	≤ 25 V
Residual voltage at I_n , (conductor-ground)	≤ 40 V
Residual voltage at I_n , (conductor-GND)	≤ 25 V (with PT 2x2-BE)
Residual voltage with I_{an} (10/1000) μs (conductor-conductor)	≤ 25 V
Residual voltage with I_{an} (10/1000) μs (conductor-GND)	≤ 25 V
Response time t_A (Core-Core)	≤ 500 ns
Response time t_A (Core-Earth)	≤ 500 ns
Input attenuation a_E , sym.	0.2 dB (≤ 5 MHz)
Cut-off frequency f_g (3 dB), sym. in 100 Ohm system	Typ. 70 MHz
Capacity (Core-Core)	Typ. 30 pF
Resistance in series	2.2 Ω
Max. required back-up fuse	500 mA (e.g. T in acc. with IEC 127-2/III)
Connection data	
Type of connection	Screw connection (in connection with the base element)

Connection type IN	PLUGTRAB plug-in system
Connection type OUT	PLUGTRAB plug-in system
Conductor cross section stranded min.	0.2 mm ²
Conductor cross section stranded max.	2.5 mm ²
Conductor cross section solid min.	0.2 mm ²
Conductor cross section solid max.	4 mm ²
Conductor cross section AWG/kcmil min.	24
Conductor cross section AWG/kcmil max	12

Connection, protective circuit

Standards/regulations	IEC 61643-21
-----------------------	--------------

Certificates / Approvals

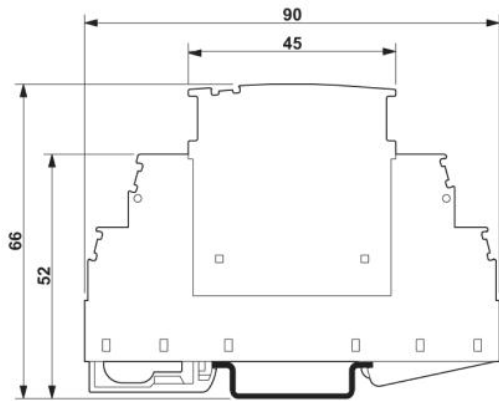


Certification	GOST, UL Listed
Certification Ex:	CUL-EX LIS, UL-EX LIS

Accessories

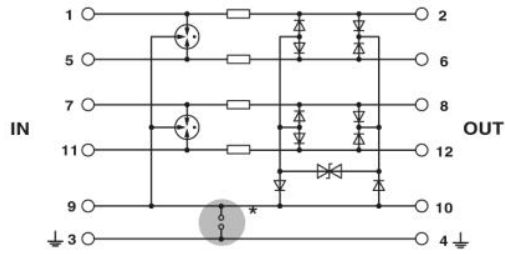
Item	Designation	Description
Marking		
0811228	X-PEN 0,35	Marker pen without ink cartridge, for manual labeling of markers, labeling extremely wipe-proof, line thickness 0.35 mm
0811228	X-PEN 0,35	Marker pen without ink cartridge, for manual labeling of markers, labeling extremely wipe-proof, line thickness 0.35 mm
0811228	X-PEN 0,35	Marker pen without ink cartridge, for manual labeling of markers, labeling extremely wipe-proof, line thickness 0.35 mm
0814717	ZBF 15:SO/CMS	Zack strip, flat, 10-section, divisible, special printing, marking according to customer requirements
0808671	ZBF 5,LGS:FORTL.ZAHLEN	Zack strip, flat, printed horizontally: 10-section, with the numbers, 1-10, 11-20 etc. up to 991-1000, color: White
0810821	ZBF 5,LGS:GERADE ZAHLEN	Zack marker strip, flat, printed horizontally: 10-section, with even numbers, printed with the numbers: 2-20, 22-40, etc. up to 82-100
0810863	ZBF 5,LGS:UNGERADE ZAHLEN	Zack strip, flat, printed horizontally: 10-section, with odd numbers, printed with the numbers: 1-19, 21-39 etc. up to 81-99

Dimensioned drawing



The figure shows the complete module consisting of a base element and connector

Circuit diagram



Approval logo (Ex area)

