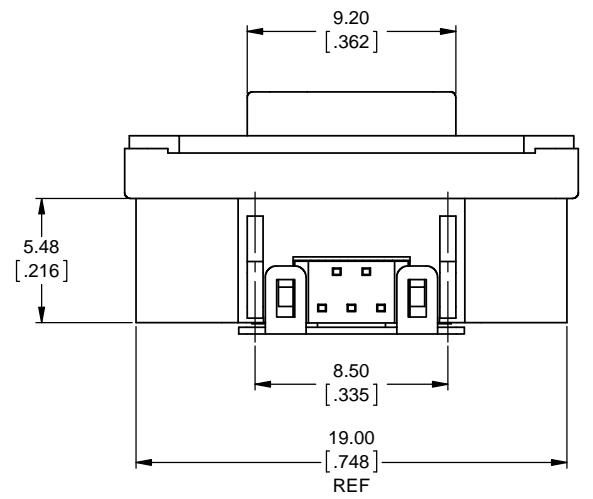
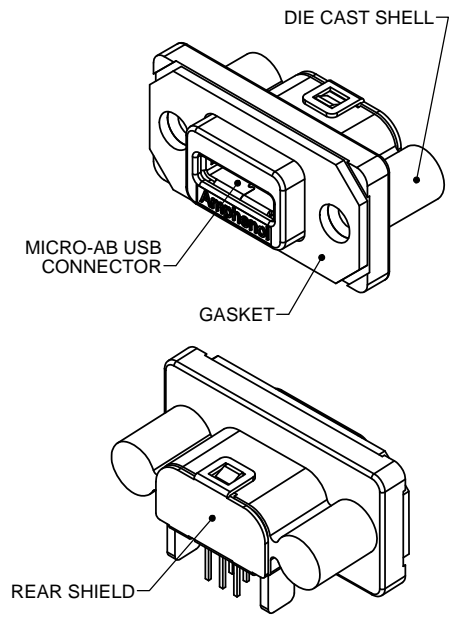
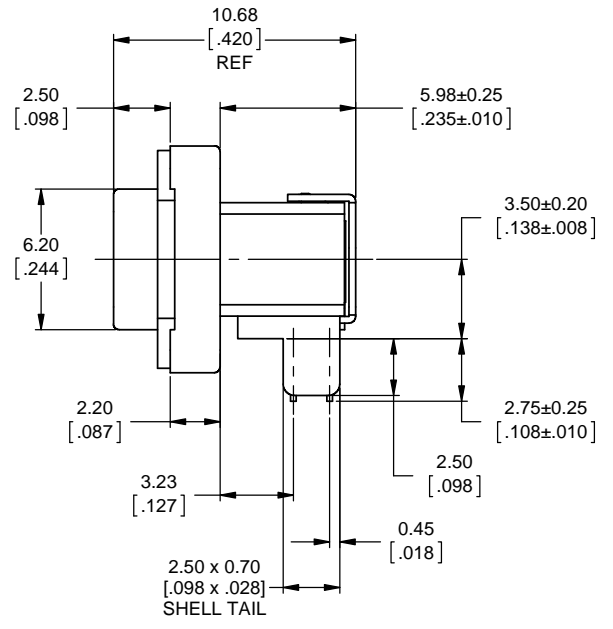
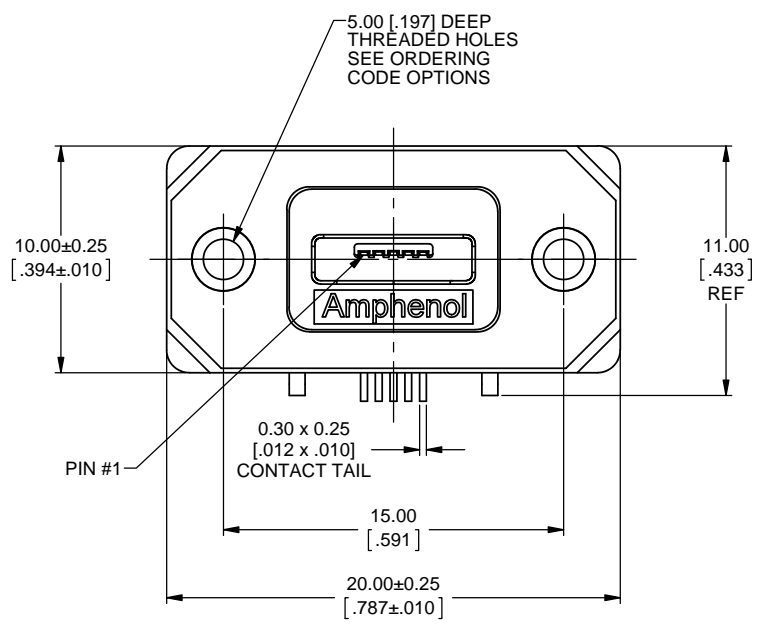


REVISIONS			
REV	DESCRIPTION, ECN, EAR NO.	DATE	APP'D
D	REV PER EAR 14198	JUN04/13	K.L.



**ORDERING CODE: MUSB-K152-X0**

SERIES, RUGGED USB

USB 'MICRO-AB' RECEPTACLE, SINGLE PORT, RIGHT ANGLE PCB TAILS

THREAD OPTION  
 3= #2-56 UNC THREAD  
 M= M2.5 X 0.45 THREAD

DUST COVER OPTION  
 0=NO DUST COVER SUPPLIED

**NOTES:**

- MATERIAL: ALL MATERIALS ARE RoHS COMPLIANT PER EU DIRECTIVE 2011/65/EC AND AMENDMENTS
  - OUTER SHELL: DIE CAST ZINC ALLOY, NICKEL PLATED
  - CONTACTS: COPPER ALLOY, PLATED WITH 0.76µm [30µ"] GOLD OVER 1.27µm [50µ"] MINIMUM NICKEL ON THE MATING AREA WITH MATTE TIN OVER NICKEL ON THE TAILS.
  - USB HOUSING: ENGINEERING THERMOPLASTIC, FLAMMABILITY RATING UL94V-0, GREY.
  - USB SHELL & REAR SHIELD: STAINLESS STEEL, PASSIVATED.
  - PANEL GASKET: PORON, BLACK.
- ENVIRONMENTAL PERFORMANCE PER IEC 60529 CODE IP67 FOR SEAL BETWEEN MATING AREA AND PCB SIDE OF CONNECTOR. GASKET PROVIDES SEAL TO INSIDE FACE OF ENCLOSURE PANEL.
- CURRENT RATING: 1 A FOR SIGNAL POSITIONS 2, 3 & 4 OR 1.8 A FOR POWER POSITIONS 1 & 5 WITH 0.5 A ON SIGNAL LINES.
- CONTACT RESISTANCE: 30 MILLIOHMS MAXIMUM.
- OPERATING TEMPERATURE: -40°C TO +105°C.
- MATING AREA COVERS PROVIDE ADDED PROTECTION. CONSULT WITH AMPHENOL CANADA FOR AVAILABILITY.



UNLESS SPECIFIED OTHERWISE	DRAWN	M.SHAH	MAY25/11
PRIMARY UNITS MILLIMETERS	CHECKED	K.LAMBIE	MAY25/11
SECONDARY INCHES	M.E. APP'D		
REFERENCE IN PARENTHESES	Q.A. APP'D		
GENERAL TOLERANCES	DWG APPR.		
1 DECIMAL PLACE	ENG. REL. NO.	EAR 13873	
2 DECIMAL PLACES ±0.15	REF.		
3 DECIMAL PLACES	THIRD ANGLE PROJECTION		
ANGULAR DEGREES	DO NOT SCALE DRAWING		

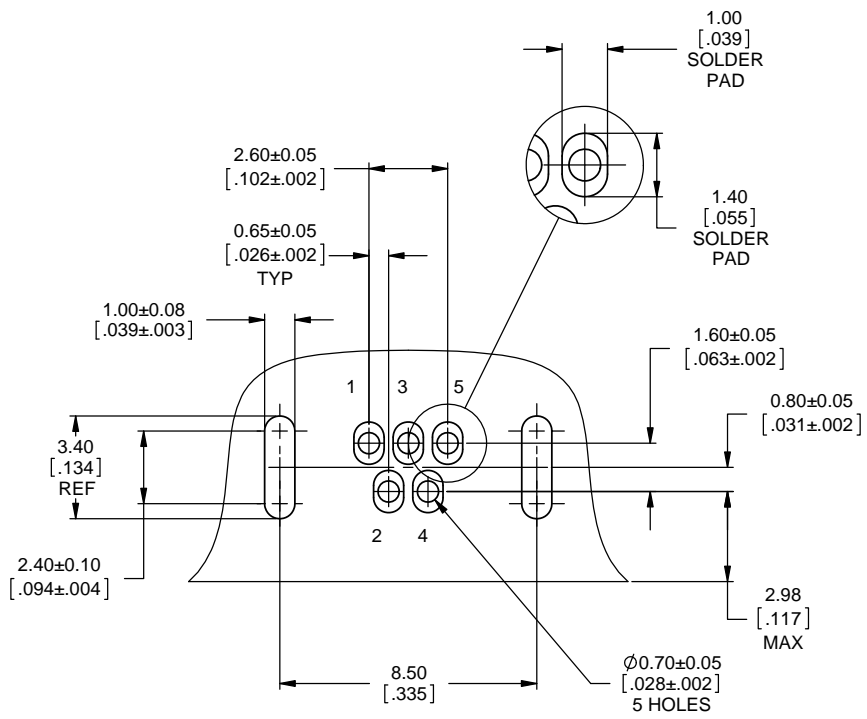
**Amphenol Canada Corp.**  
 www.amphenolcanada.com

MUSB SERIES RUGGED MICRO-AB USB RECEPTACLE, RIGHT ANGLE PCB MOUNT, RoHS COMPLIANT

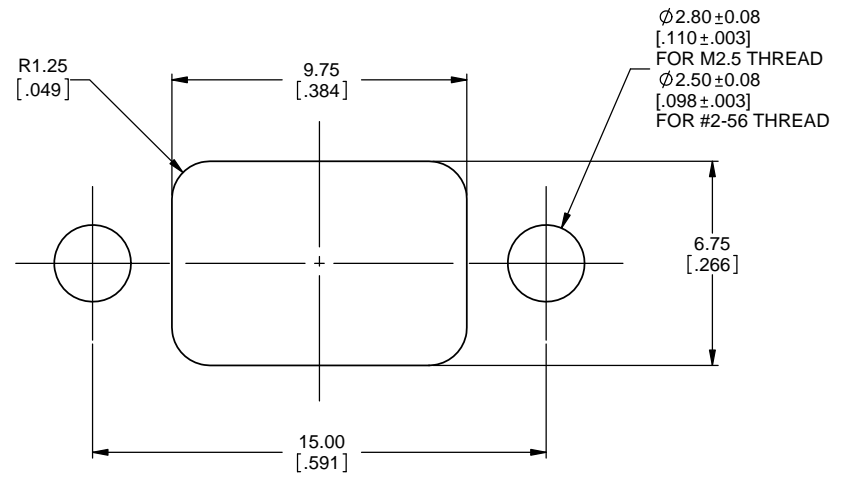
DWG. NO. P-MUSB-K152-X0 REV D

CODE ID NO. 03554 DWG SIZE: X SCALE: 6:1 SHEET 1 OF 2

REVISIONS			
REV	DESCRIPTION, ECN, EAR NO.	DATE	APP'D
D	REV PER EAR 14198	JUN04/13	K.L.



**RECOMMENDED P.C.B. LAYOUT**  
COMPONENT SIDE OF BOARD



**RECOMMENDED PANEL CUTOUT**



UNLESS SPECIFIED OTHERWISE	DRAWN	M.SHAH	MAY25/11
PRIMARY UNITS MILLIMETERS	CHECKED	K.LAMBIE	MAY25/11
SECONDARY INCHES	M.E. APP'D		
REFERENCE IN PARENTHESES	Q.A. APP'D		
GENERAL TOLERANCES	DWG APPR.		
1 DECIMAL PLACE	ENG. REL. NO.	EAR 13873	
2 DECIMAL PLACES ±0.15	REF.		
3 DECIMAL PLACES	THIRD ANGLE PROJECTION		
ANGULAR DEGREES	DO NOT SCALE DRAWING		

**Amphenol Canada Corp.**  
www.amphenolcanada.com

MUSB SERIES RUGGED MICRO-AB USB RECEPTACLE, RIGHT ANGLE PCB MOUNT, RoHS COMPLIANT

DWG. NO. **P-MUSB-K152-X0** REV **D**

CODE ID NO. 03554 DWG SIZE: X SCALE: 6:1 SHEET 2 OF 2