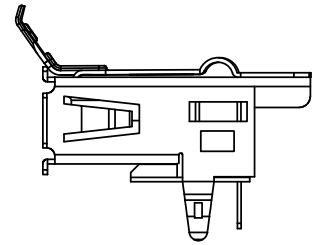
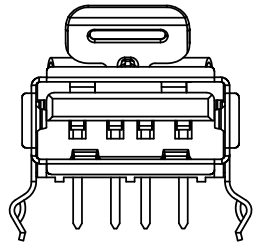
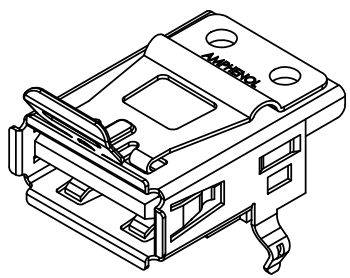
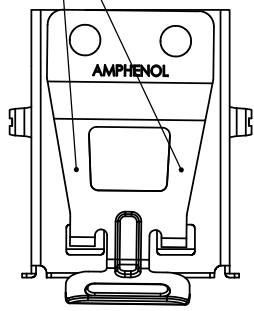


| REVISIONS | | | |
|-----------|---------------------------|----------|-------|
| REV | DESCRIPTION, ECN, EAR NO. | DATE | APP'D |
| A | PRODUCT INFORMATION | DEC18/15 | K.L. |

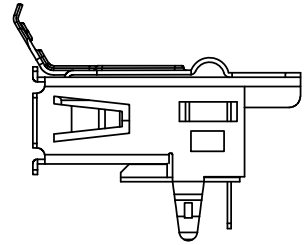
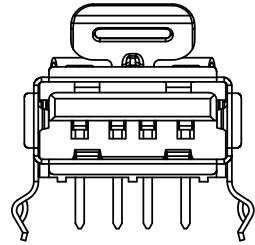
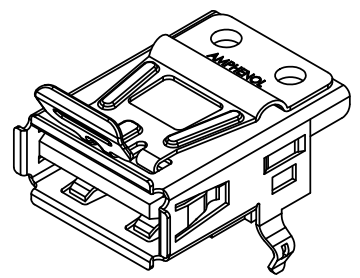
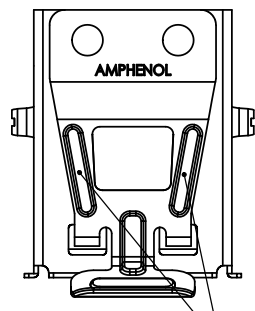
**LUSB-A111-00 (USB 2.0)
CURRENT DESIGN OF LOCKING LATCH
(WITHOUT RIBS)**

RIBS NOT PRESENT



**LUSB-A111-00 (USB 2.0)
DESIGN CHANGE FOR LOCKING LATCH
(WITH RIBS)**

ADDITION OF RIBS
ENHANCES RIGIDITY
OF LATCH AND MINIMIZES
PERMANENT DEFORMATION
IF LATCH IS OVER-STRESSED



NOTES:

THE LOCKING LATCH ON LUSB-A111-00 HAS BEEN MODIFIED TO INCLUDE RIBS IN THE POSITIONS SHOWN ABOVE.

THIS WILL BE A RUNNING DESIGN CHANGE. REFER TO THE PRODUCT CHANGE NOTICE FOR THE ESTIMATED DATE FOR IMPLEMENTATION.



| | | | |
|----------------------------|------------------------|-----------|----------|
| UNLESS SPECIFIED OTHERWISE | DRAWN | N. YOUNG | DEC18/15 |
| PRIMARY UNITS MILLIMETERS | CHECKED | | |
| SECONDARY UNITS INCHES | M.E. APP'D | | |
| REFERENCE IN PARENTHESES | Q.A. APP'D | | |
| GENERAL TOLERANCES | DWG APPR. | K. LAMBIE | DEC18/15 |
| 1 DECIMAL PLACE | ENG. REL. NO. | | |
| 2 DECIMAL PLACES | REF. | | |
| 3 DECIMAL PLACES | THIRD ANGLE PROJECTION | | |
| ANGULAR DEGREES | DO NOT SCALE DRAWING | | |

Amphenol Canada Corp.
www.amphenolcanada.com

**LUSB TYPE A RIGHT ANGLE RECEPTACLE,
LOCKING LATCH FEATURES**

DWG. NO. **P-2444CF** REV **A**

CODE ID NO. 03554 DWG SIZE: X SCALE: 4:1 SHEET 1 OF 1