



Zakład Mechaniki i Elektroniki
ZAMEL sp.j.
J.W. Dzida, K. Łodzińska

zAMEL

ul. Zielona 27, 43-200 Pszczyna, Poland
Tel. +48 (32) 210 46 65, Fax +48 (32) 210 80 04
www.zamelcet.com, e-mail: marketing@zamel.pl

DESCRIPTION

The EDM-02 signalling module may be used in various systems, where acoustic alarm is needed. The module is fitted with a button for acoustic signal reset and switching OFF a relay. There is a LED placed inside a push button for power supply indicating.

FEATURES

- ☞ Applicable in signalling and control systems,
- ☞ Acoustic module,
- ☞ Reset button,
- ☞ LED indicator built in a reset button,
- ☞ Relay voltage output, NO / NC,
- ☞ Single-module casing,
- ☞ Mounted on TH 35 rail.

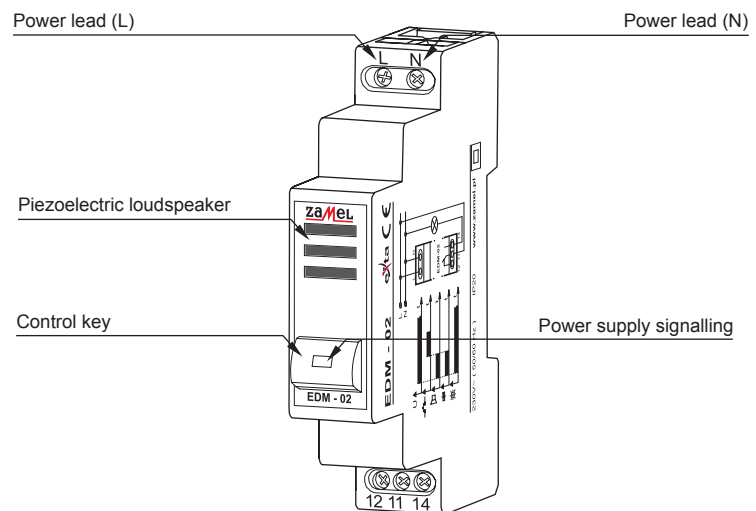


The device should be connected to a single-phase system accordingly to current standards. The device connections will be described in this manual. Only qualified electricians are allowed to mount, connect and adjust the bell. It is necessary to read this manual before the device mounting. Do not disassembly the timer casing or you will lose any warranty rights and expose yourself to the electric shock hazard. Before mounting operation make sure of disconnecting the connection wires from the electric network. Use a cross-head screwdriver of 3.5 mm diameter to mount the device. The bell should be carried, stored and used in an appropriate way. Do not mount the bell in case of any device parts lack, damage or deformation. In case of malfunction please notify the manufacturer.

TECHNICAL DATA

EDM - 02	
Power terminals:	L, N
Rated voltage:	230 V~
Rated voltage tolerance:	-15 ÷ +10 %
Rated frequency:	50 / 60 Hz
Rated current:	31 mA
Relay switch-ON control:	piezoelectric loudspeaker
Relay contacts parameters:	16 A NO/NC 4000 VA AC1
Connection terminals quantity:	5
Connection wire section:	0,2 ÷ 2,50 mm ²
Operating temperature:	-20 ÷ +45 °C
Operating position:	optional
Casing fastening:	TH 35 rail (according to PN-EN 60715)
Casing IP:	IP20 (PN-EN 60529)
Protection class:	II
Overvoltage category:	II
Pollution level:	2
Dimensions:	single-module (17,5 mm) 90x17,5x66 mm
Weight:	70 g
Standard conformity:	PN-EN 60669-1; PN-EN 60669-2-1 PN-EN 61000-4-2,3,4,5,6,11

APPERANCE

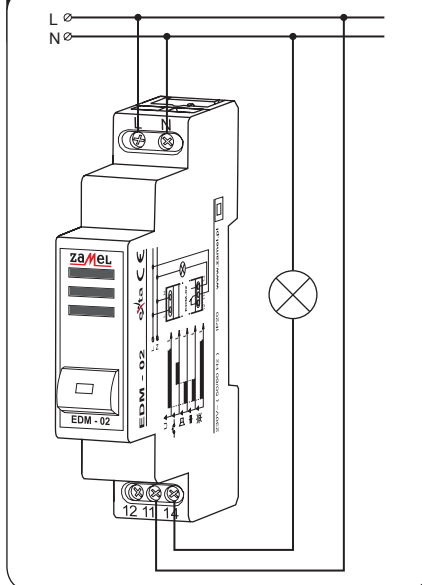


ASSEMBLY, OPERATION

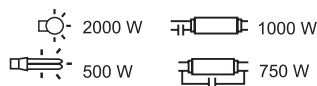
1. Disconnect the electric network by means of an appropriate cut-off, current-limiting circuit-breaker or separator.
2. Check if there is no any voltage between power leads by means of an appropriate gauge.
3. Mount the EDM-02 module on TH 35 rail.
4. Connect the system leads according to the electrical diagram.
5. Connect power supply circuit.

The module is ready to work just right after its appropriate connecting. An acoustic signalling and a relay are ON after the module supplying. This state is maintained until the control key is pressed. Then the acoustic signal and relay will be OFF. Successive key pressing will not affect the module state. Operating cycle will be repeated after power supply cut-off and turning it again. An internal button LED indicates power supply ON.

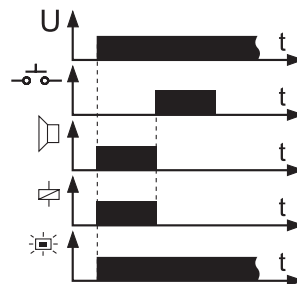
CONNECTIONS



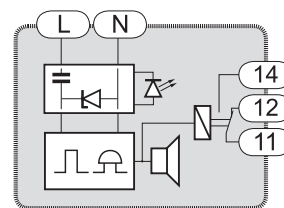
LOAD



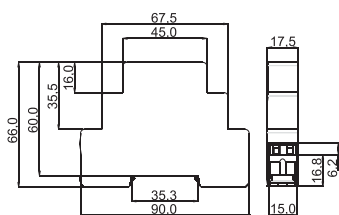
TIME DIAGRAMS



UNIT DIAGRAM



CASING DIMENSIONS



PRODUCT FAMILY

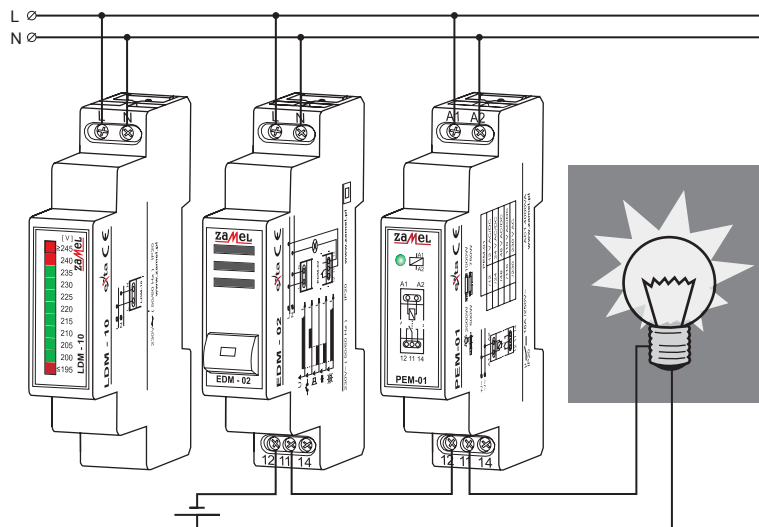
The EDM-02 signalling module is a member of the EDM family.

EDM - xx

Device version:
01 - continuous op
02 - resettable
03 - bell

Device type

APPLICATION



The voltage drop detection circuit. The EDM-02 module signals acoustically voltage drop and return. The module reset is possible by means of the reset button pressing. The relay operates the same way as the bell. Additionally, the relay contacts are connected with the voltage drop signalling circuit including a battery and a light bulb.

WARRANTY

The product warranty is for a period of 24 months

1. ZMIE ZAMEL SP. J. assures 24 months guarantee for the product.
2. The manufacturer's guarantee does not cover any of the following actions:
 - a) mechanical damage during transport, loading / unloading or under other circumstances,
 - b) damage caused by incorrect product mounting or misuse,
 - c) damage caused by unauthorised modifications made by the PURCHASER or any third parties to the product or any other devices needed for the product functioning,
 - d) damage caused by Act of God or any other incidents independent of the manufacturer.
3. The PURCHASER shall lay any claims in writing to the dealer or ZMIE ZAMEL SP. J.
4. ZMIE ZAMEL SP. J. is liable for processing any claim according to current Polish legislation.
5. ZMIE ZAMEL SP. J. shall process the claim at its own discretion: product repair, replacement or money return.
6. The manufacturer's guarantee is valid in the Republic of Poland.
7. The PURCHASER's statutory rights in any applicable legislation whether against the retailer arising from the purchase contract or otherwise are not affected by this warranty.

Dealer signature & stamp, purchase date