

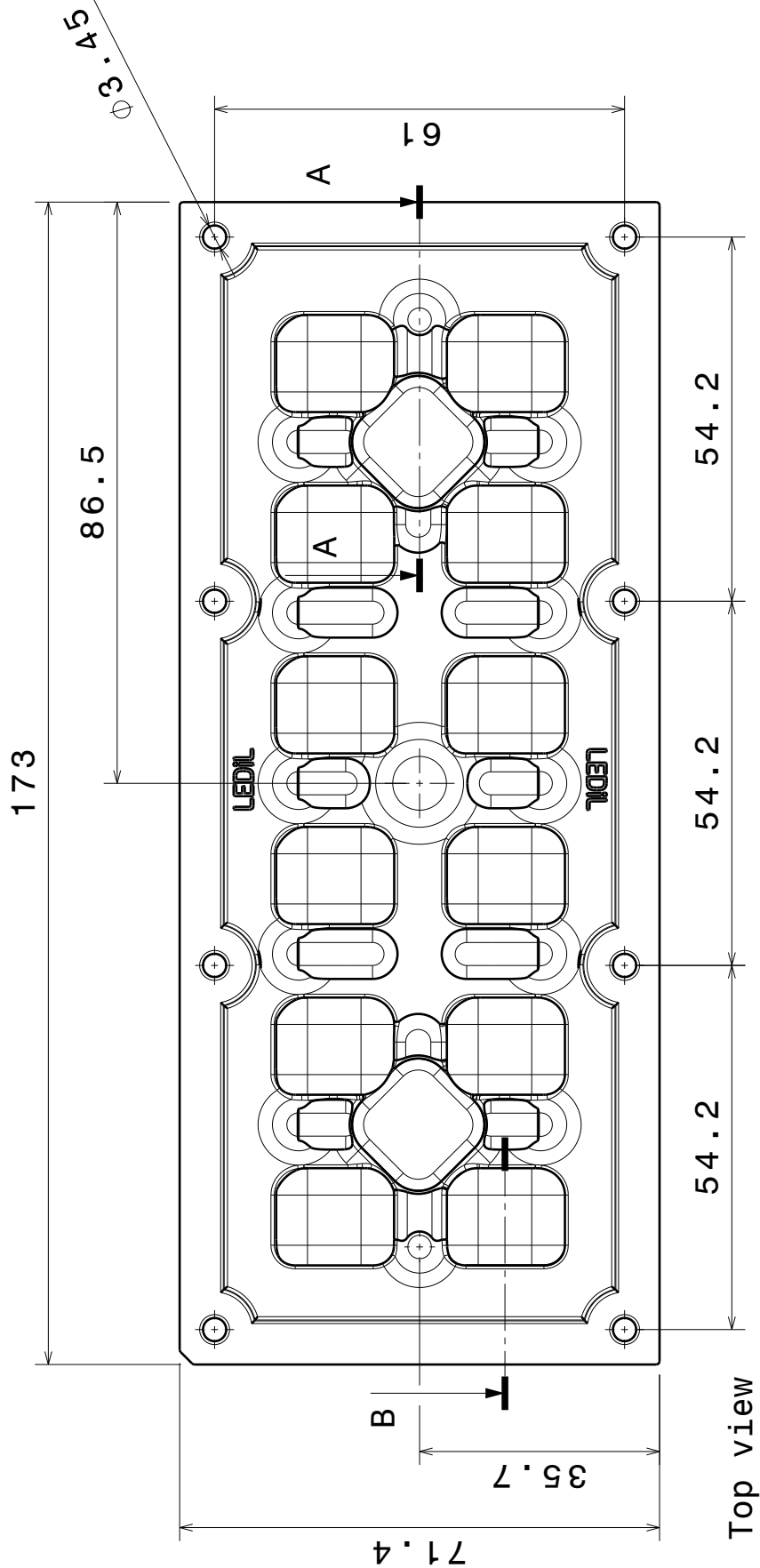
## DETAILS

<b>Product Number</b>	CS14144_STRADA-IP-2X6-ME
<b>Family</b>	Strada-IP
<b>Type</b>	Assembly
<b>Color</b>	white
<b>Diameter</b>	71.4x173 mm
<b>Height</b>	8.42 mm
<b>Style</b>	rectang
<b>Optic Material</b>	PMMA
<b>Holder Material</b>	
<b>Fastening</b>	
<b>Status</b>	ready
<b>ROHS Compliant</b>	Yes
<b>Date Updated</b>	4/12/2014

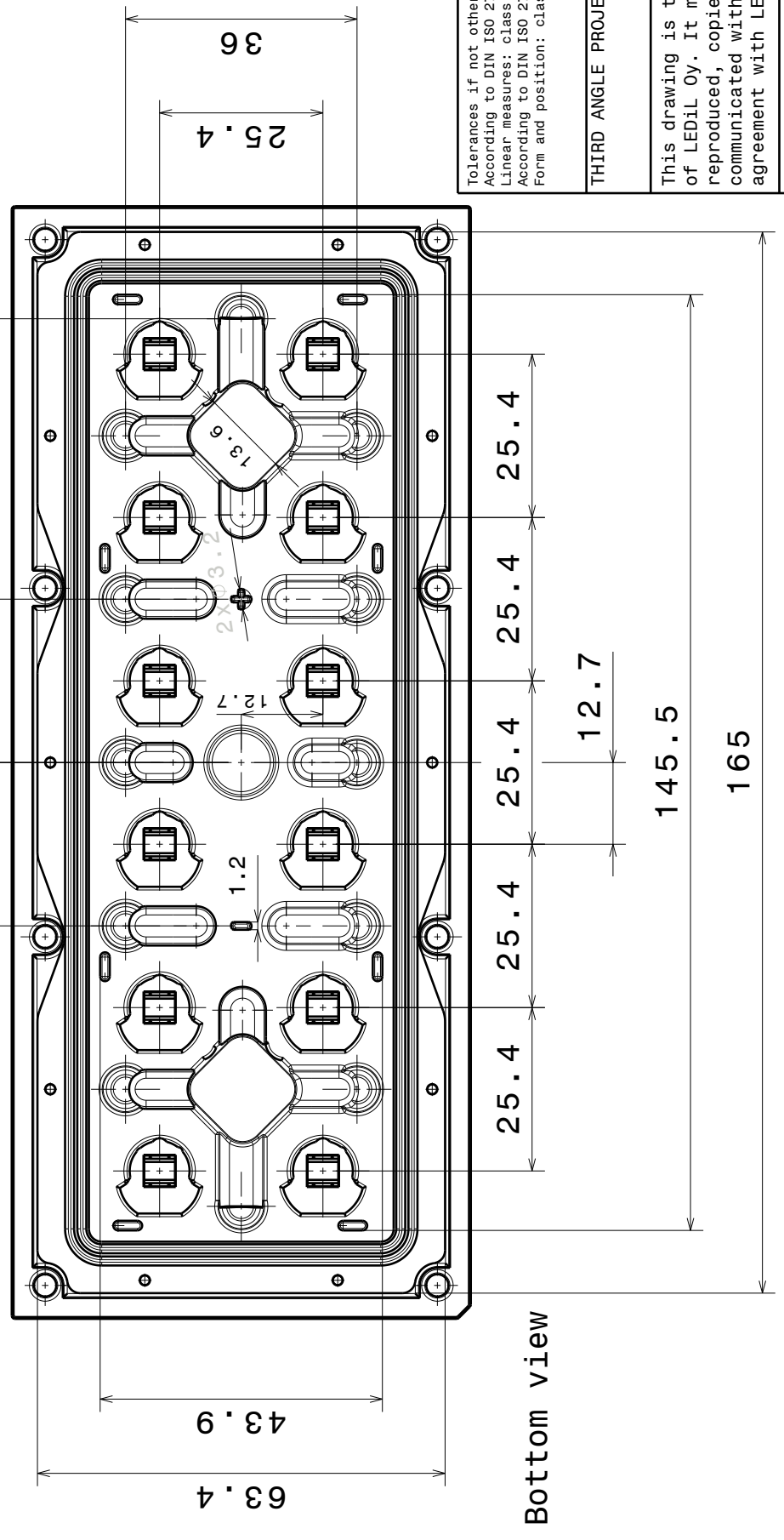


## OPTICAL PROPERTIES

LED	Viewing Angle	Light Beam	Efficiency	cd/lm	Connector
XP-L	Asym deg	Asymmetric	94 %	0.620	-
Acrich MJT 4040	sim: Asym	Asymmetric	-	sim: 0.000	-
TL1L3	sim: Asym	Asymmetric	sim: 95 %	sim: 0.000	-
TL1L4	Asymmetric deg	Asymmetric	92 %	0.750	-
TL1L2	sim: Asym	Asymmetric	sim: 88 %	sim: 0.000	-
XT-E	Asym deg	Asymmetric	93 %	0.823	-

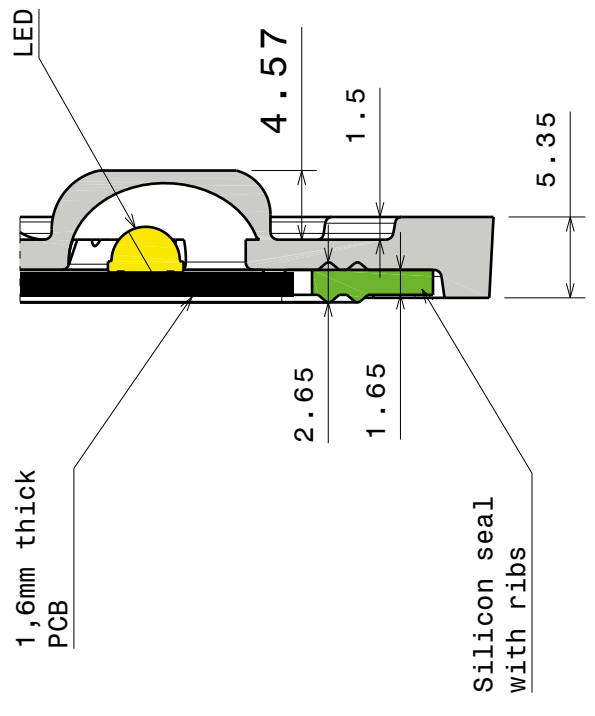


Top view

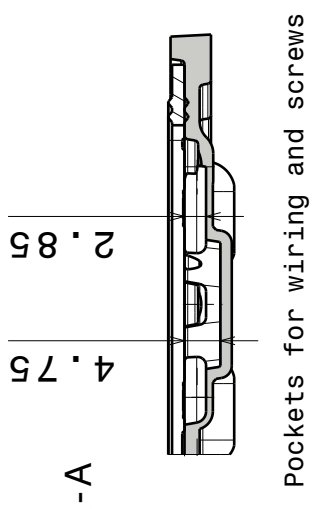


Bottom view

Section view B-B  
Scale: 2:1



Section view A-A



INDEX	PART NO	DESCRIPTION	MATERIAL	COLOUR
1	C14018	2X6-SEAL25	Silicone	white
2	C13355	STRADA-IP-2X6-ME	PMMA	clear

Tolerances if not otherwise shown  
According to DIN ISO 2768-1  
Linear measures: class C  
According to DIN ISO 2768-2  
Form and position: class L

THIRD ANGLE PROJECTION:



This drawing is the property of LEDIL Oy. It may not be reproduced, copied or communicated without a written agreement with LEDIL Oy.

DRAWING TITLE

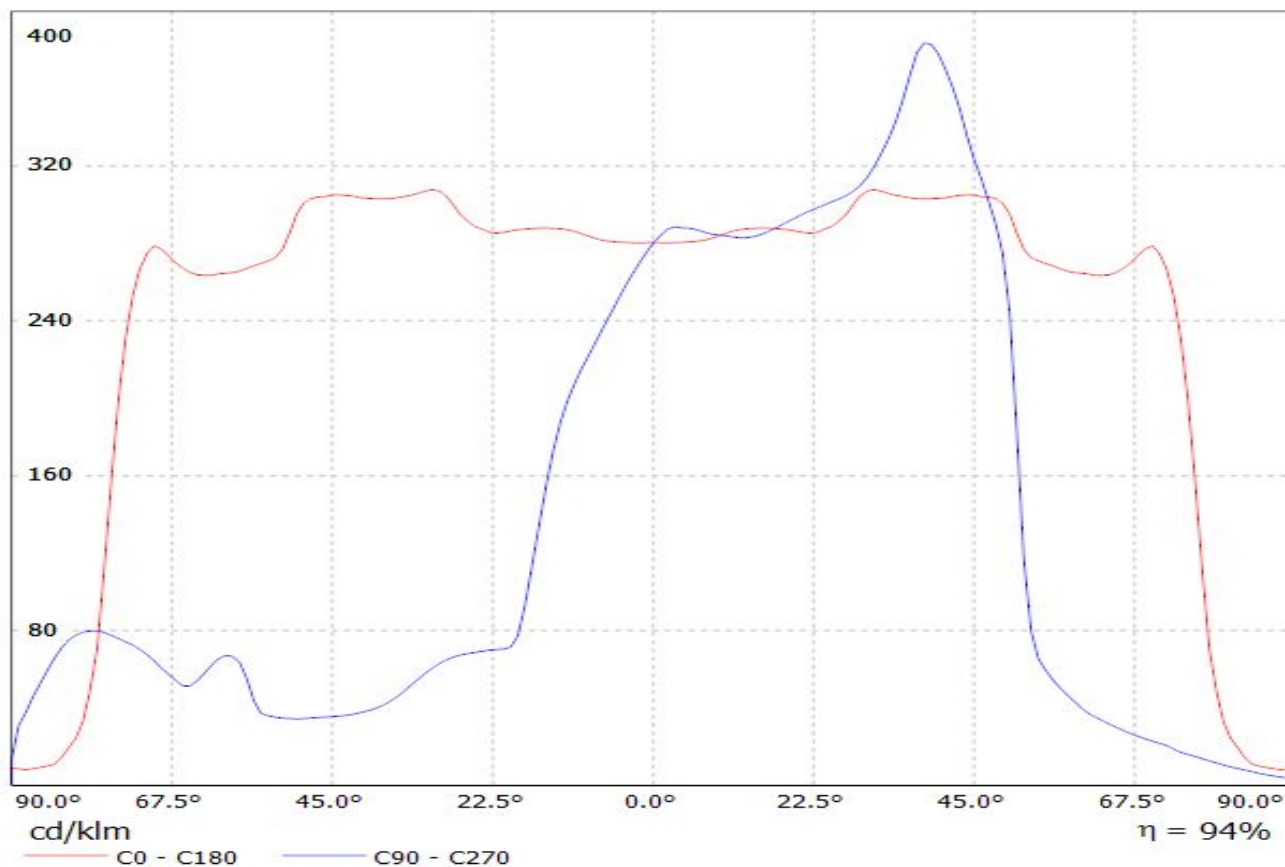
CS14144\_STRADA-IP-2X6-ME

SIZE PART NUMBER

A3 CS14144

SCALE	1:1	WEIGHT	53,58 g	SHEET	1/2
-------	-----	--------	---------	-------	-----

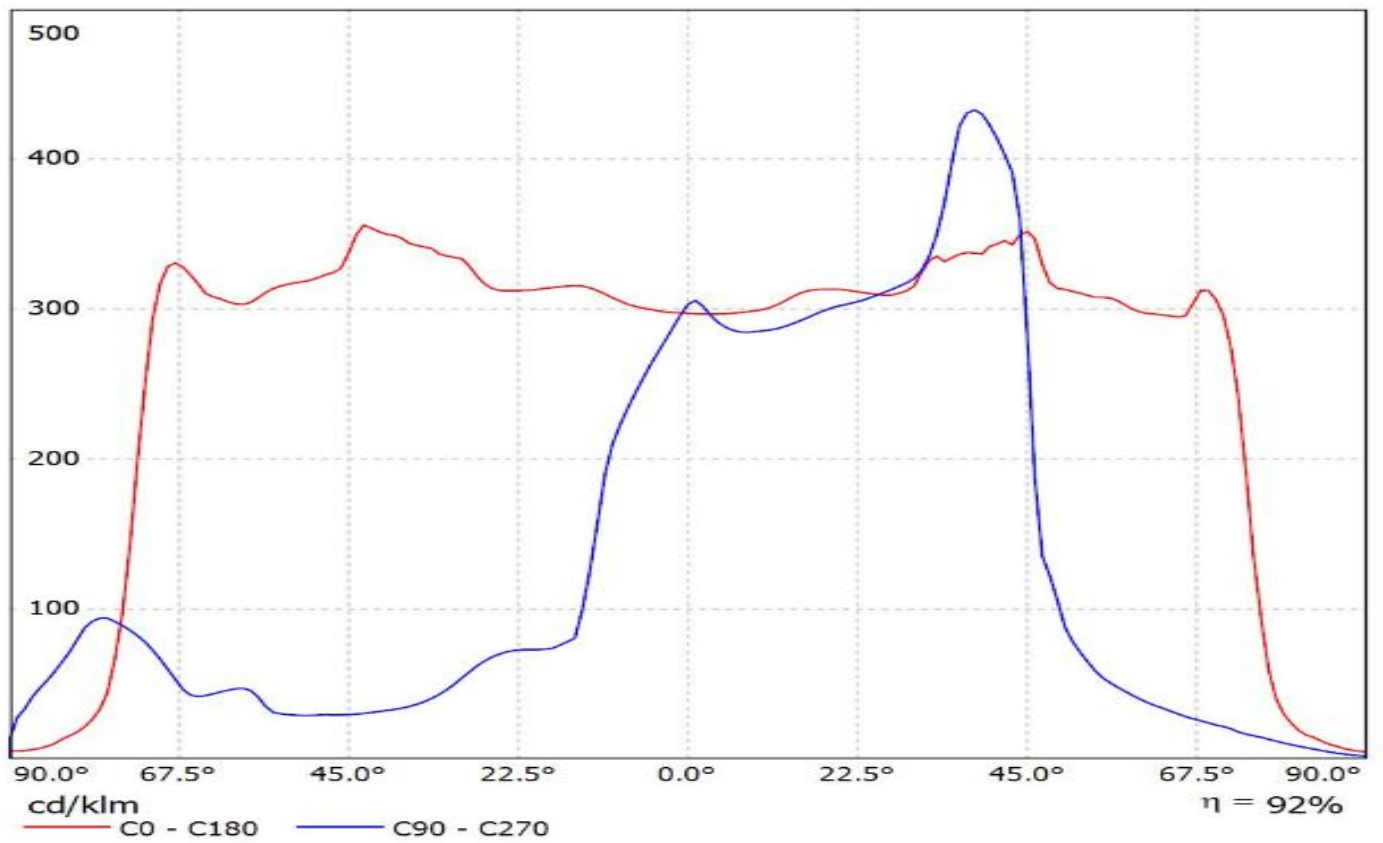
Luminaire: LEDiL Oy CS14144\_STRADA-IP-2X6-ME\_(XP-L)  
Lamps: 1 x CREE\_XP-L\_2x6\_(XPLAWT-0-7A3-U50-0H-0001)\_1253.88lm@250mA\_P=8.22317W\_I=249.8mA



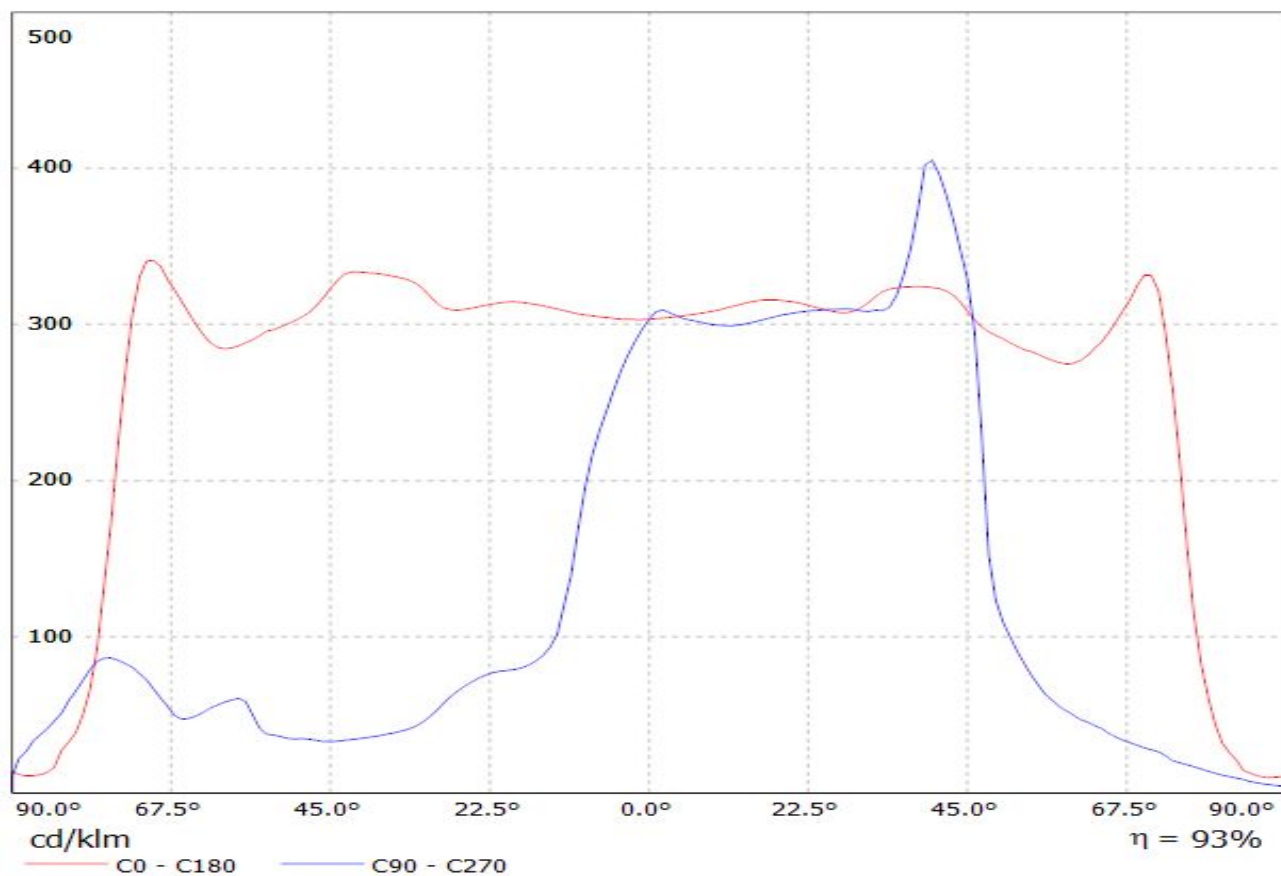
# Ledil CS14144\_STRADA-IP-2X6-ME\_(TL1L4) / LDC (Linear)

Luminaire: Ledil CS14144\_STRADA-IP-2X6-ME\_(TL1L4)

Lamps: 1 x Toshiba\_TL1L4\_2x6\_(TL1L4-DW0)\_1346.96lm@250mA\_CCT=6500K\_P=8.5W\_I=0.25A

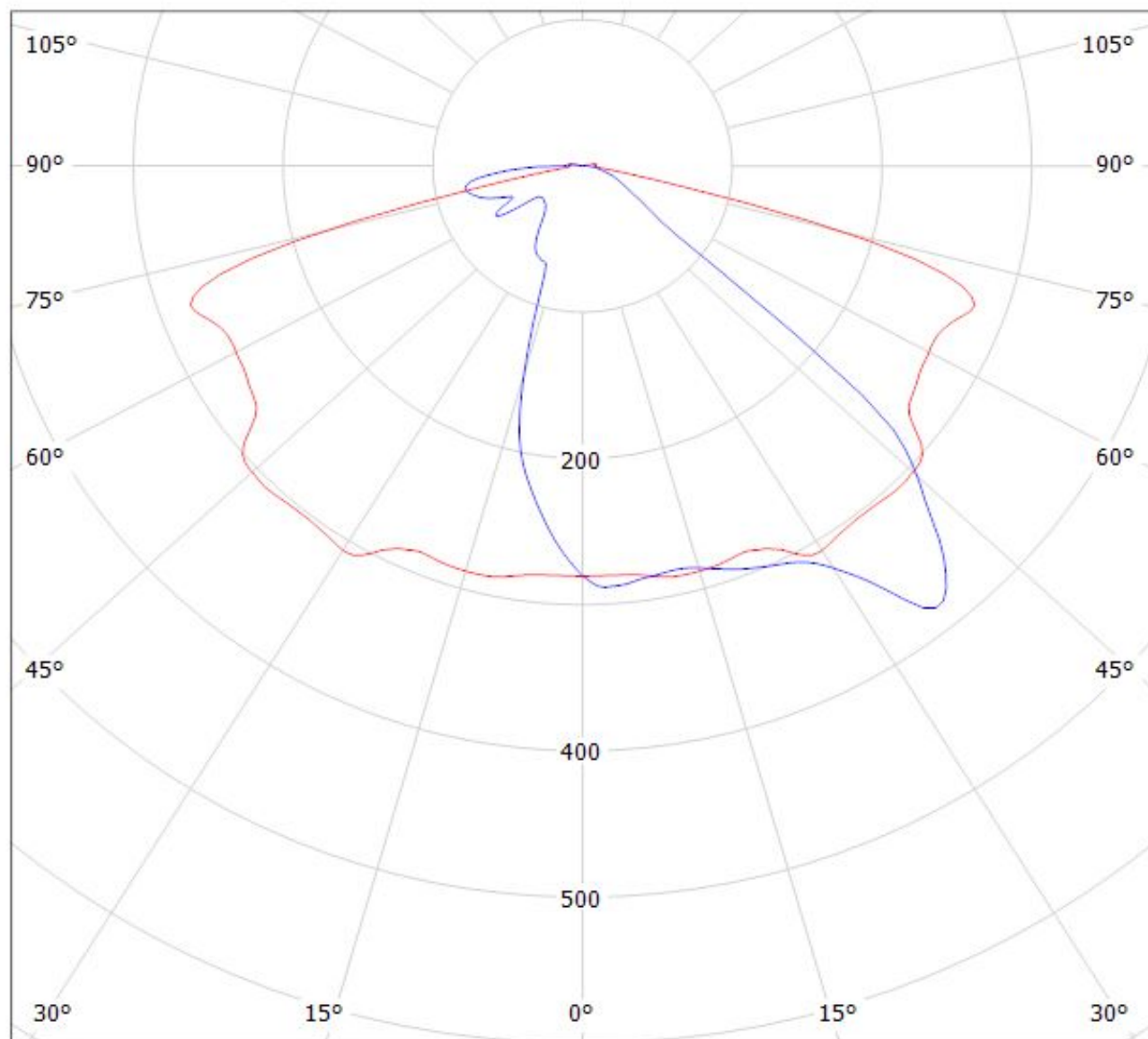


Luminaire: LEDiL Oy CS14144\_STRADA-IP-2X6-ME\_(XT-E)\_02 Eff.92.8%  
Lamps: 1 x CREE\_XT-E\_6x2\_(XTEAWT-00-0000-000000HE4)\_1253.02lm@250mA\_P=8.85391W\_I=249.8mA



Luminaire: LEDiL Oy CS14144\_STRADA-IP-2X6-ME\_(XP-L)

Lamps: 1 x CREE\_XP-L\_2x6\_(XPLAWT-0-7A3-U50-0H-0001)\_1253.88lm@250mA\_P=8.22317W\_I=249.8mA



cd/klm

— C0 - C180

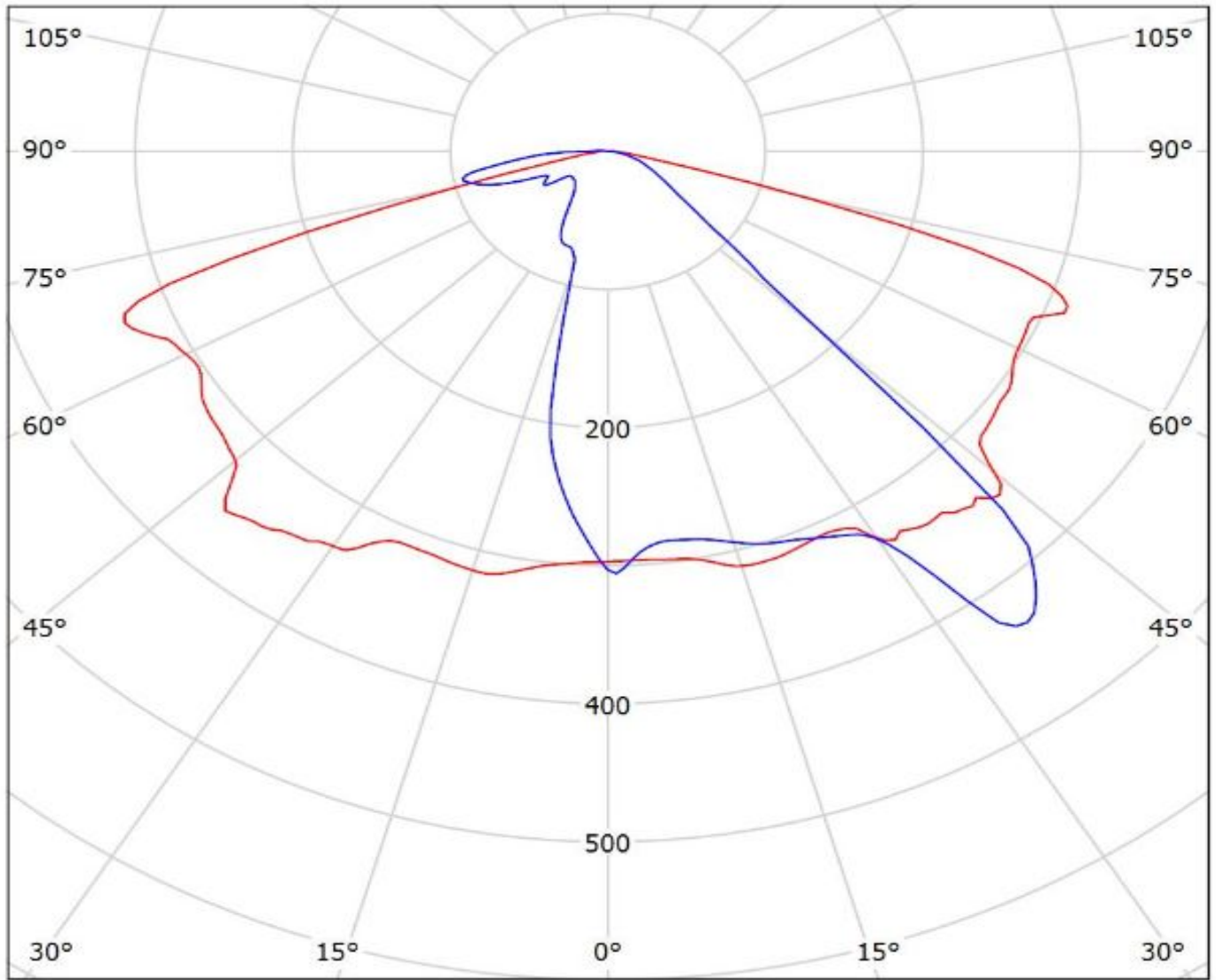
— C90 - C270

$\eta = 94\%$

# Ledil CS14144\_STRADA-IP-2X6-ME\_(TL1L4) / LDC (Polar)

Luminaire: Ledil CS14144\_STRADA-IP-2X6-ME\_(TL1L4)

Lamps: 1 x Toshiba\_TL1L4\_2x6\_(TL1L4-DW0)\_1346.96lm@250mA\_CCT=6500K\_P=8.5W\_I=0.25A



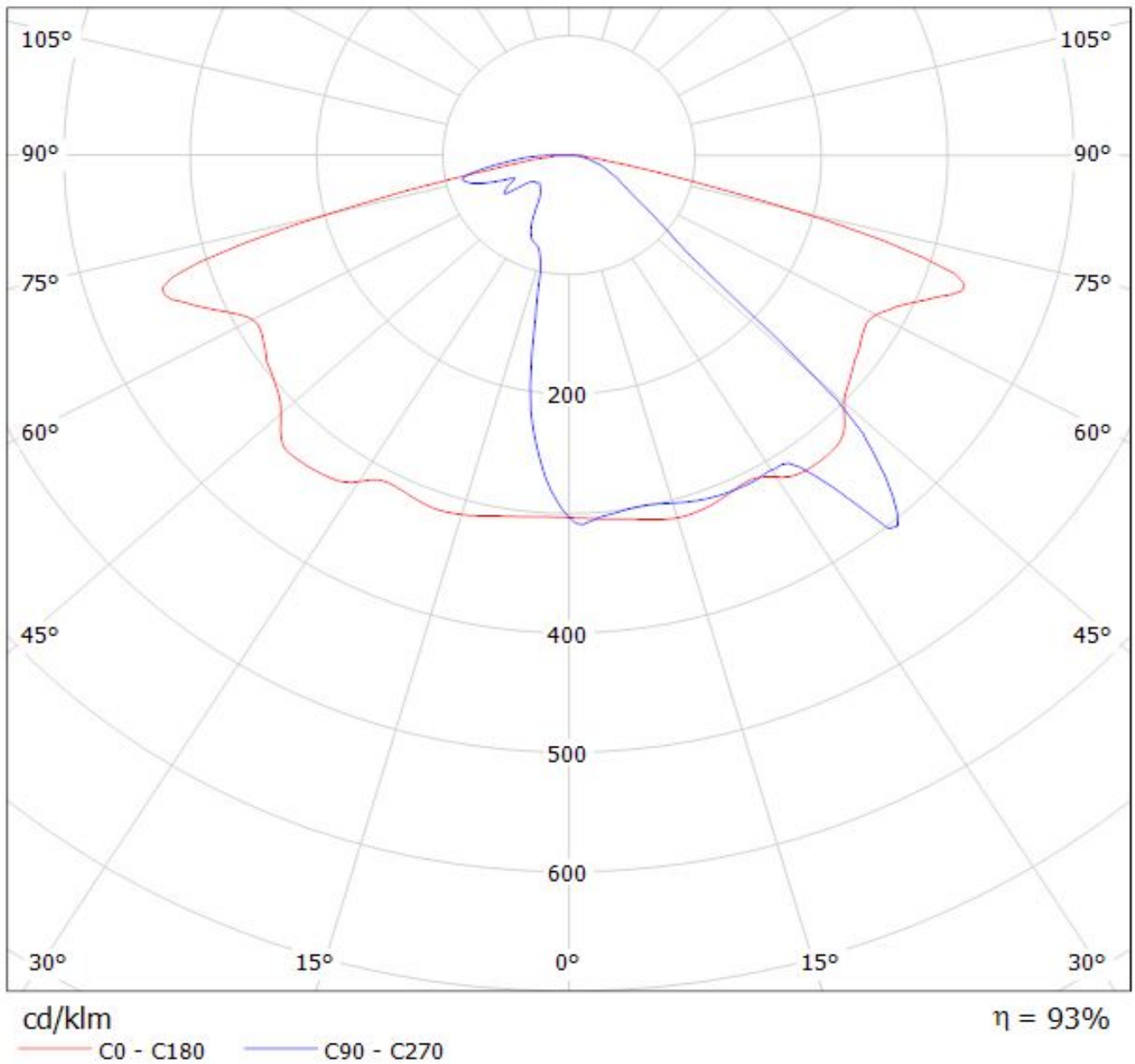
cd/klm

— C0 - C180    — C90 - C270

$\eta = 92\%$

Luminaire: LEDiL Oy CS14144\_STRADA-IP-2X6-ME\_(XT-E)\_02 Eff.92.8%

Lamps: 1 x CREE\_XT-E\_6x2\_(XTEAWT-00-0000-000000HE4)\_1253.02lm@250mA\_P=8.85391W\_I=249.8mA





**NOTE: The typical divergence will be changed by different color, chip size and chip position tolerance. The typical total divergence is the full angle measured where the luminous intensity is half of the peak value.**