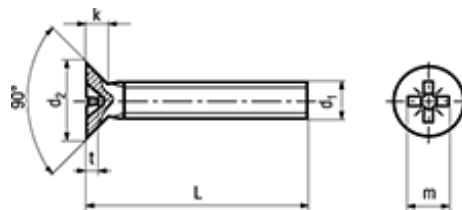




**DIN 965 A**

**~ISO 7046-2**

Standard withdrawn



## BN 3310


### Pozi flat countersunk head machine screws


form Z


Stainless steel A4

- ~UNI 7688
- ~CSN 021152

**i** All lengths fully threaded Countersink must be designed according to the corresponding standard!

Article#	d <sub>1</sub>	d <sub>2</sub> max.	k max.		m~	t min.	t max.	L
1543997	M2	3,8	1,2	1	2,2	0,92	1,17	3
1544004								4
1544012								5
1544020								6
1544039								8
1544047								10
1544055								12
1544063								16
5807360								20
1544071	M2,5	4,7	1,5	1	2,5	1,22	1,47	4
1544098								5
1544101								6
1544128								8
1544136								10
1544144								12
1544152								16
1544160								20
1544179	M3	5,6	1,65	1	2,8	1,48	1,73	4
1544187								5
1544195								6
1544209								8
1544217								10
1544225								12
1544233								16

Article#	d <sub>1</sub>	d <sub>2</sub> max.	k max.		m~	t min.	t max.	L
1544241	M3	5,6	1,65	1	2,8	1,48	1,73	20
1544268								25
1544276								30
1544284	M4	7,5	2,2	2	4	1,6	2,06	6
1544292								8
1544306								10
1544314								12
1544322								16
1544330								20
1544349								25
1544357								30
5807370								35
5807380								40
5522278								45
5807390								50
1544365	M5	9,2	2,5	2	4,4	2,05	2,51	6
1544373								8
1544381								10
1544403								12
1544411								16
1544438								20
1544446								25
1544454								30
5807400								35
1544462								40
5807410								45
5807420								50
5807430								60
1544470	M6	11	3	3	6,1	2,46	2,92	10
1544489								12
1544497								16
1544500								20
1544519								25
1544527								30
1544535								35
1544543								40
5807440								45
5807450								50
5807460								60
5807470	M8	14,5	4	4	8,5	3,86	4,32	16
5807480								20

Article#	d <sub>1</sub>	d <sub>2 max.</sub>	k max.		m~	t min.	t max.	L
5807490	M8	14,5	4	4	8,5	3,86	4,32	25
5807500								30
5807510								40
5807520								50