

EXTERNAL ANTENNA ANT-01

MANUAL INSTRUCTION



ZAMEL Sp. z o.o.

zAMEL

ul. Zielona 27, 43-200 Pszczyna, Poland
tel. +48 (32) 210 46 65, fax +48 (32) 210 80 04
www.zamelcet.com, e-mail: marketing@zamel.pl

DESCRIPTION

External antenna ANT-01 leads radio signal of EXTA FREE system out of the distribution board. It can be mounted on metal surfaces by means of magnet which is built in the base.

FEATURES

- additional antenna to lead radio signal out of the distribution board,
- additional antenna to lead radio signal out of the distribution board - connection to RNM-10, ROM-01, ROM-10 RXM-01,
- wider operation range of wireless EXTA FREE control system transmitters and receivers,
- easy mounting by means of SMA connector,
- magnetic mounting of the base,
- 3 m long connecting cable.

TECHNICAL DATA

ANT-01

Cable length:	3 m
Connection:	SMA connector
Ambient temperature range:	-10 ÷ +55 °C
Operating position:	free
Casing mounting:	magnet or insulating tape
Casing protection degree:	IP66 (EN 60529)
Protection level:	2
Dimensions:	Ø 30,8 x 71,8 mm
Weight:	0,04 kg
Reference standard:	ETSI EN 300 220-1, ETSI EN 300 220-2

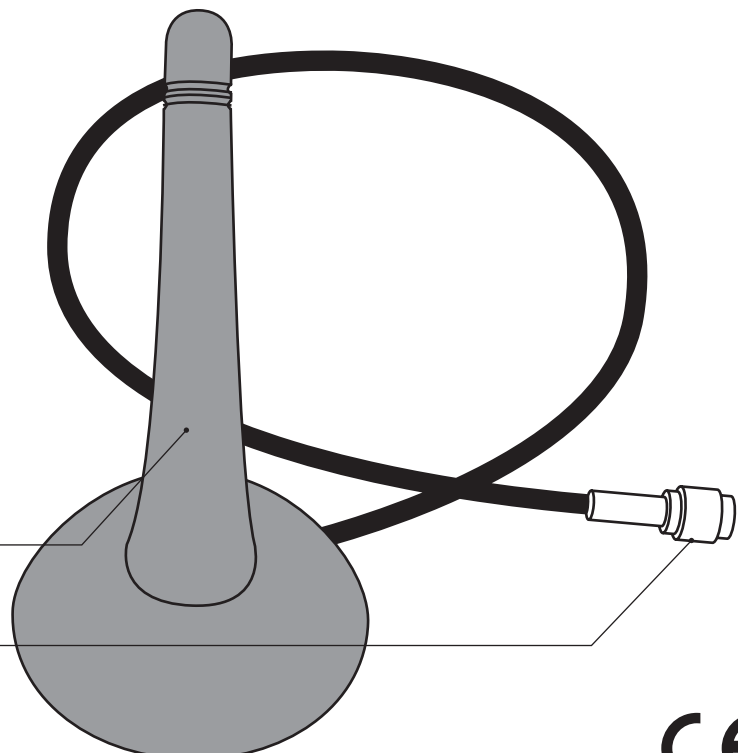
APPEARANCE



The symbol means selective collecting of electrical and electronic equipment. It is forbidden to put the used equipment together with other waste.

Antenna

SMA connector



COOPERATION AND OPERATING RANGE

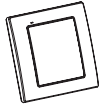








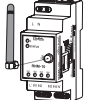








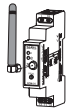





Symbol	ROP-01	ROP-02	ROB-01 /12-24V	SRP-02	SRP-03	RWG-01	RWL-01	ROM-01	ROM-10	RDP-01	RTN-01
RNK-02	180 m	200 m	200 m	200 m	200 m	250 m	180 m	250 m	250 m	180 m	250 m
RNK-04	180 m	200 m	200 m	200 m	200 m	250 m	180 m	250 m	250 m	180 m	250 m
P-256/8	230 m	250 m	250 m	250 m	250 m	300 m	200 m	300 m	300 m	230 m	300 m
P-257/4 (2)	180 m	200 m	200 m	200 m	200 m	250 m	180 m	250 m	250 m	180 m	250 m
RNM-10	230 m	250 m	250 m	250 m	250 m	300 m	200 m	300 m	300 m	230 m	300 m
RNP-01	160 m	180 m	180 m	180 m	180 m	200 m	160 m	200 m	200 m	160 m	200 m
RNP-02	160 m	180 m	180 m	180 m	180 m	200 m	160 m	200 m	200 m	160 m	200 m
RNL-01	160 m	180 m	180 m	lack*	lack*	200 m	160 m	200 m	200 m	160 m	200 m
RTN-01	200 m	200 m	200 m	200 m	200 m	250 m	200 m	250 m	250 m	200 m	250 m
RCR-01	160 m	180 m	180 m	lack*	lack*	200 m	160 m	200 m	200 m	160 m	200 m
RTI-01	160 m	180 m	180 m	180 m	180 m	200 m	160 m	200 m	200 m	160 m	200 m
RXM-01	230 m	250 m	250 m	250 m	250 m	300 m	200 m	300 m	300 m	230 m	300 m

* - 1-channel transmitters do not cooperate with roller blind controllers.

CAUTION: The given range concerns open area - an ideal condition without any natural or artificial obstacles. If there are some obstacles between a transmitter and a receiver, it is advisable to decrease the range according to: wood and plaster - from 5 to 20, bricks - from 10 to 40%, reinforced concrete - from 40 to 80 %, metal - from 90 to 100%, glass - from 10 to 20%. Over- and underground medium and high electrical power lines, radio and television transmitters, GSM transmitters set close to a device system have also a negative influence on the range.

TRANSMITTERS

RECEIVERS

RNK-02 2-channel button radio transmitter 	RNL-01 Radio foot transmitter 	ROP-01 1-channel radio receiver 	RWL-01 Radio lighting switch 
RNK-04 4-channel button radio transmitter 	RTI-01 Транслятор IR/EXTA FREE 	ROP-02 2-channel radio receiver 	RWG-01 Remote control socket 
P-256/8 8-channel remote controller 	RNM-10 4-channel radio modular transmitter 	RDP-01 1-channel radio dimmer 	SRP-02 Radio roller blinds controller 
P-257/4 4-channel remote controller 	RNP-01 4-channel radio transmitter 	ROB-01/12-24V Radio gate controller 	SRP-03 Central radio roller blinds controller 
P-257/2 2-channel remote controller 	RNP-02 4-channel radio transmitter 	ROM-01 1-channel radio modular receiver 	ROM-10 2-channel radio modular receiver 
RCR-01 Radio motion sensor 	RXM-01 Translator RS-485/EXTA FREE 		
ACCESSORIES			
ANT-01 External antenna 		RTN-01 Retransmitter 	

WARRANTY CARD

There is 24 months guarantee on the product

- ZAMEL provides a two-year warranty for its products.
- The ZAMEL warranty does not cover: a) mechanical defects resulting from transport, loading / unloading or other circumstances b) defects resulting from incorrect installation or operation of ZAMEL products; c) defects resulting from any changes made by CUSTOMERS or third parties, to products sold or equipment necessary for the correct operation of products sold; d) defects resulting from force majeure or other aleatory events for which ZAMEL is not liable; e) power supply (batteries) to be equipped with a device in the moment of sale (if they appear);
- All complaints in relation to the warranty must be provided by the CUSTOMER in writing to the retailer after discovering a defect.;
- ZAMEL will review complaints in accordance with existing regulations.;
- The way a complaint is settled, e.g. replacement of the product, repair or refund, is left to the discretion of ZAMEL.
- Guarantee does not exclude, does not limit, nor does it suspend the rights of the PURCHASER resulting from the discrepancy between the goods and the contract.

Salesman stamp and signature, date of sale