

88901328-MBA2F



Solid state output

- ✓ Panel-mounted pushbutton-type timer
- ✓ Function A delay on energisation
- ✓ 10 timing ranges: 0.05 s to 60 min
- ✓ Supply 24 V DC and 110 →240 V DCAC 50 →60 Hz
- ✓ Fast adjustment of timing period on PLCs (compatible with IEC1131)
- ✓ IP 65

Repetition accuracy (with constant parameters)

Display precision	± 5%
Maximum reset time by de-energisation MBA3F during timed delay	7 ms
Maximum reset time by de-energisation MBA3F after timing	5 ms
Maximum reset time by de-energisation MBA2F after timing	60 ms
Maximum reset time by de-energisation MBA2F after timing	30 ms

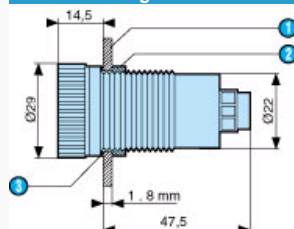
Solid state open collector PNP output

Voltage drop at terminals	MBA2F: ≤ 5 V AC MBA3F: ≤ 3 V DC
Nominal rating	MBA2F: 400 mA at 200C (derating 5 mA/°C) MBA3F: 200 mA at 20 °C (derating 1.5 mA/°C)
Leakage current	MBA2F: ≤ 5 mA AC MBA3F: ≤ 0,1 mA DC
Electrical life (number of operations)	> 10 ⁸
Protection against polarity inversions	✓
Protection against load short circuits	✓

Display of output state by LED: output in operation

Display of output state by LED: Power on	✓
Dielectric strength (V rms)	1500 V / 50 Hz / 1 min
Ripple	± 10%
Temperature limits use (°C)	-20 →+60
Temperature limits stored (°C)	-20 →+80
Varistor protection against overvoltage	✓
Drift Temperature	+/- 0,05%/°C
Drift Voltage	+/- 0,2%/V
Conformity to standards VDE 0435 / ICE 255 / ICE 1131 / ICE 801 4	✓
Protection class according to NFC C 20010-IEC 529-DIN 40050 Panel-mounted	IP65
Protection class according to NFC C 20010 - IEC 529 - DIN 40050 Terminal	IP10
Housing material	Self-extinguishing
Terminal capacity Single-wire	1 x 4 mm ²
Terminal capacity Multi-wire with ferrule	1 x 2,5 mm ²
Terminal screws	M3
Tightening torque (Nm)	0,5 Nm
Weight (g)	27

Dimension Diagram :



N°

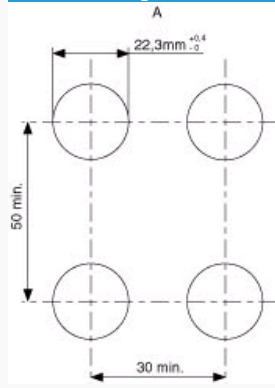
1

Legend

Panel

2 Nut
3 Sealing ring

Dimension Diagram : Panel cut-out



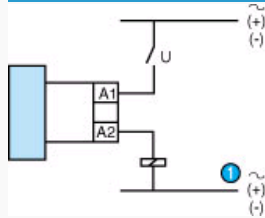
Curves :



Function A

Delay on energisation

: Version 110 240 V DC AC 50 - 60 Hz



N° Legend

1