



Model Number

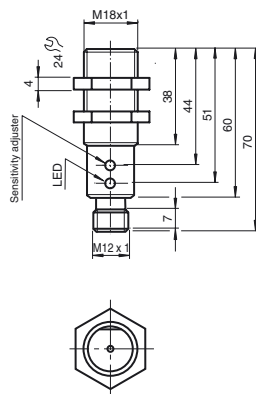
OBS4000-18GM60-E4-V1

Retroreflective sensor
with 4-pin, M12 x 1 connector

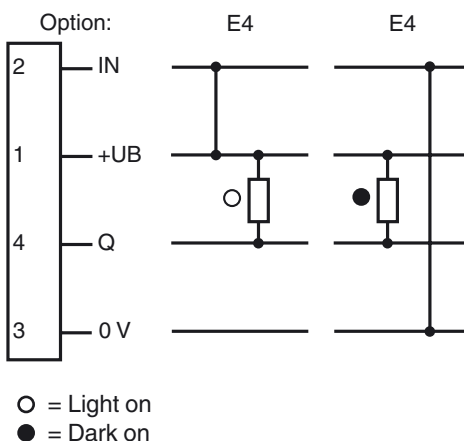
Features

- Dual color indication LED
- Glare protected with polarization filter
- Light/dark ON, programmable
- Sensitivity adjuster for optimal adaptation to the application
- Protection degree IP67
- Strong metallic housing in cylindrical shape M18 x 1

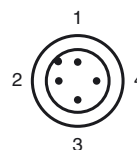
Dimensions



Electrical connection



Pinout



Release date: 2011-08-23 10:19 Date of issue: 2011-08-23 087799_eng.xml

Technical data**General specifications**

Effective detection range	0 ... 4 m
Threshold detection range	4.5 m
Reference target	H50 reflector
Light source	LED
Light type	modulated visible red light , 660 nm
Diameter of the light spot	approx. 200 mm at detection range 4 m
Angle of divergence	3 °
Optical face	frontal
Ambient light limit	10000 Lux

Indicators/operating means

Operating display	LED green
Function display	Dual color-LED, yellow/green yellow: switching state green: power on flashing: stability control
Controls	sensitivity adjustment

Electrical specifications

Operating voltage	U_B	10 ... 30 V DC , class 2
Ripple		10 %
No-load supply current	I_0	≤ 25 mA
Time delay before availability	t_v	≤ 25 ms

Output

Switching type	light/dark on electrically switchable
Signal output	1 NPN output, short-circuit protected, reverse polarity protected, open collector
Switching voltage	max. 30 V DC
Switching current	max. 100 mA
Voltage drop	U_d ≤ 2.5 V
Switching frequency	f ≤ 500 Hz
Response time	1 ms

Ambient conditions

Ambient temperature	-25 ... 55 °C (-13 ... 131 °F)
Storage temperature	-40 ... 70 °C (-40 ... 158 °F)

Mechanical specifications

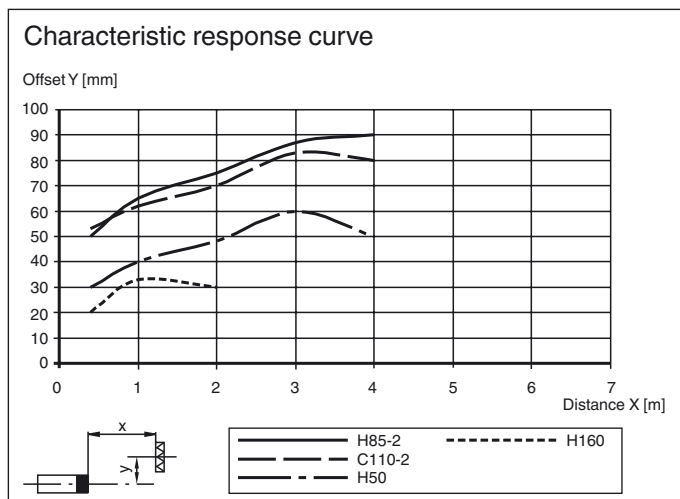
Protection degree	IP67
Connection	connector M12 x 1, 4-pin
Material	
Housing	brass, nickel-plated
Optical face	PMMA
Mass	45 g

Compliance with standards and directives

Directive conformity	EMC Directive 2004/108/EC
Standard conformity	
Product standard	EN 60947-5-2:2007 IEC 60947-5-2:2007
Standards	UL 508

Approvals and certificates

UL approval	cULus Listed, Type 1 enclosure
CCC approval	Products with a maximum operating voltage of ≤36 V do not bear a CCC marking because they do not require approval.

Curves/Diagrams**Accessories****CPZ18B03**

For Series CP18 Threaded Photoelectric Sensors

BF 18

Mounting flange, 18 mm

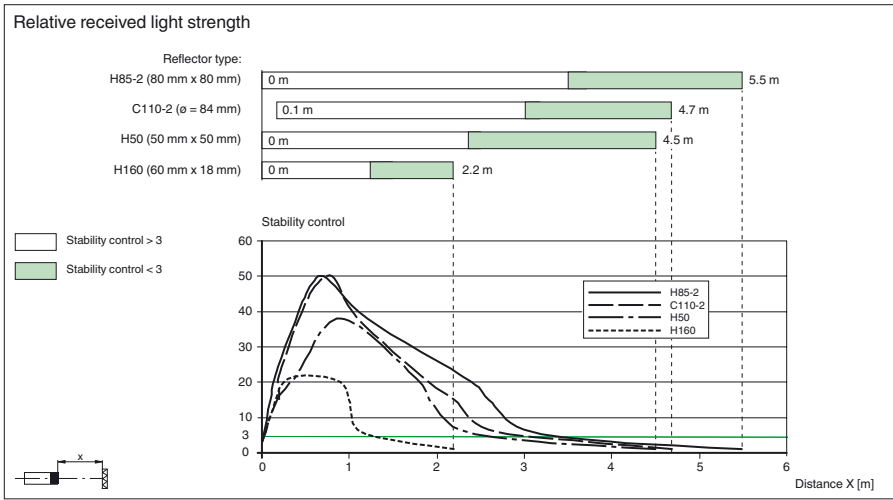
BF 18-F

Mounting flange with dead stop, 18 mm

BF 5-30

Universal mounting bracket for cylindrical sensors with a diameter of 5 ... 30 mm

Other suitable accessories can be found at www.pepperl-fuchs.com



Release date: 2011-08-23 10:19 Date of issue: 2011-08-23 087799_eng.xml